
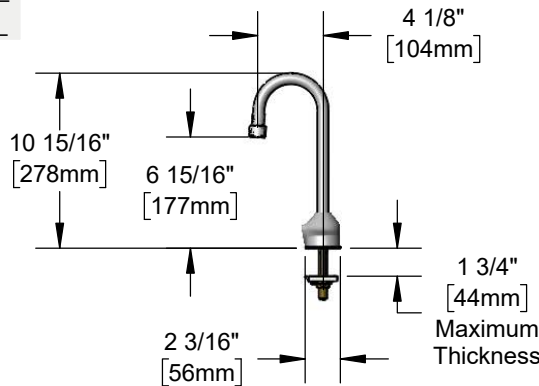
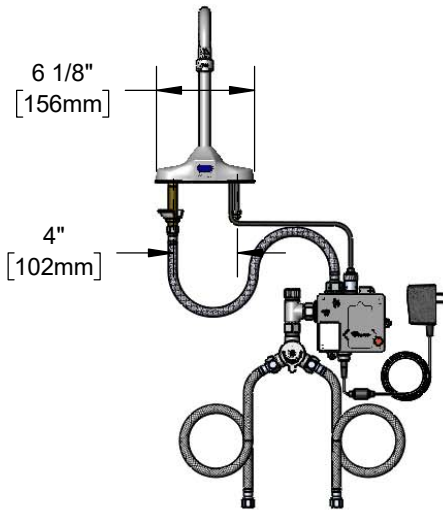


**Architect/Engineering Specifications:**

4" c/c deck mount electronic sensor faucet with polished chrome plated brass body, 4 1/8" rigid gooseneck, 1.2 GPM vandal resistant aerator, AC/DC control module with internal flow control setting switches, temperature control mixing valve with integral check valves and 18" flexible stainless steel supply hoses with 3/8" compression connections. Certified to ASME A112.18.1/CSA B125.1, NSF 61-Section 9, NSF 372 and UL 1951. Meets ADA ANSI/ICC A117.1 requirements.

Job Name _____
 Model Specified _____ Quantity _____
 Variations Specified _____
 Date _____

**Features & Benefits:**

- 4" c/c deck mount faucet w/ polished chrome plated brass body
- 4 1/8" rigid gooseneck
- 1.2 GPM vandal resistant aerator, Series 6 (B-0199-06-F12)
- Water resistant control module w/ internal flow control switches for adjusting auto time out & shut off delay settings
- Optional auto flush feature flows water for 30 seconds after every 12 inactive hours
- Optional metering mode
- Plug in AC transformer or (4) AA battery (DC) power options
- Mechanical temperature mixing valve with integral check valves
- 18" flexible stainless steel supply hoses with 3/8" compression connections
- Low battery LED indicator light
- Material: Polished chrome plated brass body and gooseneck

Product Compliance:

- ASME A112.18.1 / CSA B125.1
- NSF 61 - Section 9
- NSF 372 (Low Lead Content)
- ANSI A117.1 (ADA)
- UL 1951



ADA Compliant

**Warranty:** Three Year (Limited)**Performance Data:**

- Pressure: 20 - 125 psi [1.38 - 8.62 bar]
- Temperature: 40 °F - 140 °F [4.44 °C - 60 °C]
- Flow Rate: 1.2 GPM [4.54 L/min] @ 60 psi [4.14 bar]
- Water Consumption: @10 sec=.20 gal [.76 L]
@15 sec=.30 gal [1.14 L]

Optional Outlets (Series 1/ VR Series 6)

GPM	Aerated	Non-Aerated (Laminar)	VR Aerated	VR Non-Aerated (VR Laminar)
0.35	N/A	<input type="checkbox"/> B-0199-01-N035	N/A	<input type="checkbox"/> B-0199-06-N035
0.5	N/A	<input type="checkbox"/> B-0199-01-N05	N/A	<input type="checkbox"/> B-0199-06-N05
1.0	<input type="checkbox"/> B-0199-01-F10	N/A	<input type="checkbox"/> B-0199-06-F10	N/A
1.2	<input type="checkbox"/> B-0199-01-F12	<input type="checkbox"/> B-0199-01-LF12	Standard	<input type="checkbox"/> B-0199-06-LF12
1.5	<input type="checkbox"/> B-0199-01-WS	<input type="checkbox"/> B-0199-29	<input type="checkbox"/> B-0199-06-WS	<input type="checkbox"/> B-0199-29VR
2.2	<input type="checkbox"/> B-0199-01	<input type="checkbox"/> B-0199-21	<input type="checkbox"/> B-0199-06	<input type="checkbox"/> B-0199-21-VRF

