

# Fusion

MD 85"H Self-Service Refrigerated Doored Case Self-Contained


Structural Concepts®

DELIVERING FRESH. ALWAYS.™

- MD485DR 50-1/4"L x 37-1/8"D x 85-1/2"H
- MD685DR 74-1/4"L x 37-1/8"D x 85-1/2"H

## Included

- Breeze self-contained refrigeration
- 1 year parts & labor warranty, 5 year compressor warranty
- Glass swinging front doors
- Hydrocarbon refrigerant (R290)
- LED top & shelf lights
- MD485DR - 2 Doors
- MD685DR - 3 Doors
- Stainless steel rear exterior
- Warmest average product temperature of 40°F or less



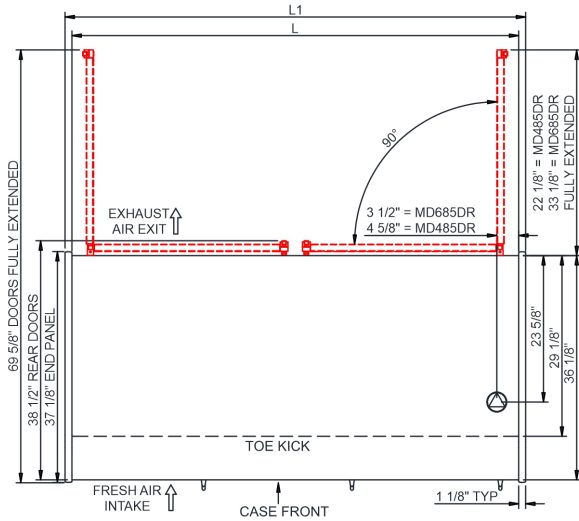
MD485DR Shown With Optional French Doors

Specify	Standard Features	Additional Options
<b>EXTERIOR COLOR</b>	• Laminate (stock colors)	• Laminate (non-stock colors) • Powder coated (stock/non-stock colors) • Powder coated Silversan Black • Stainless steel
<b>INTERIOR COLOR</b>	• Powder coated Silversan Black	• Stainless steel
<b>LOWER FRONT PANEL COLOR</b>	• Powder coated Silversan Black	• Powder coated (stock/non-stock colors) • Stainless steel
<b>BASE SUPPORT</b>	• Casters w/ levelers (self-cont.)	
<b>BUMPER FRONT</b>	• 1" Boston bumper (specify color)	• 1" Stainless steel plate rail bumper
<b>END PANELS</b>	• Full w/stainless steel mirror interior	• Cutaway w/glass • None (specify per line-up)
<b>FRONT DOORS</b>	• Left hand hinge (customer facing)	• French doors • Right hand hinge (customer facing)
<b>HEADER</b>	• Flat header	
<b>PRICE TAG MOLDING</b>	• None	• 1" Price tag molding (black or silver) • Universal price tag molding (clear w/ open top)
<b>REAR DOORS</b>	• None (solid back panel)	• Solid rear swinging door(s) w/lock
<b>SHELVING</b>	• (5) Lighted solid shelves	• (4) Lighted solid shelves (required for milk crate drip pans)
<b>LIGHTS</b>	• LED 3500K w/ frosted lens	
<b>ELECTRICAL CONNECTION</b>	• 6' Straight blade power cord (self-cont.)	• 6' Locking power cord (self-cont.)
<b>REFRIGERATION</b>	• Breeze self-contained refrigeration	
<b>ACCESSORIES</b>		<sup>1</sup> • Stainless steel milk crate drip pans

Option Notes: 1 - N/A with (5) shelves

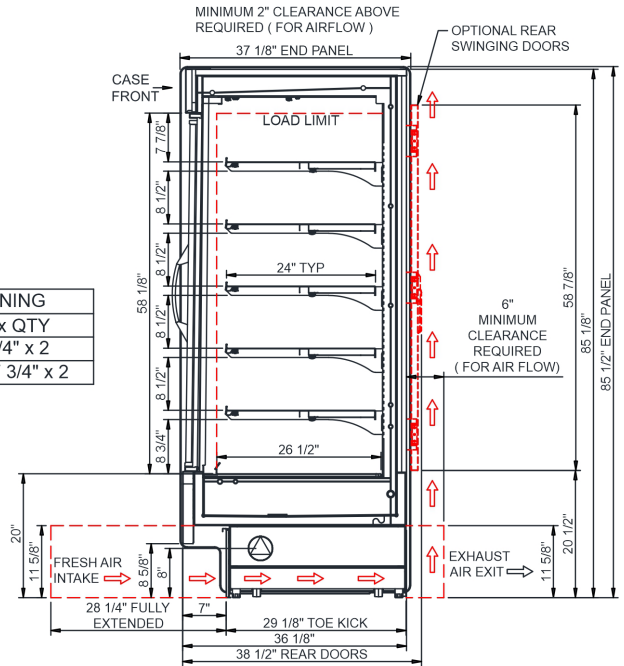
<b>Intended Environment:</b> Type I - Designed to operate in ambient conditions of 75°F with 55% relative humidity unless noted otherwise in system information below.		
<b>Zone</b>	<b>Intended Product To Be Displayed</b>	<b>Warmest Avg Prod Temp ° F</b>
1	Packaged / unpackaged refrigerated products-Prechilled to Warmest Avg Prod Temp.	40

### PLAN VIEW



NOTE:  
1. SELF-CONTAINED REFRIGERATION ACCESS ONLY BY PULLING OUT CONDENSER DRAWER.

### SIDE VIEW



REAR DOORS OPENING		
MODEL	WD x HT x QTY	
MD485DR	17" x 57 3/4" x 2	
MD685DR	28 5/8" x 57 3/4" x 2	

NOTE: ALL DIMENSIONS APPROXIMATE

- ELECTRICAL JUNCTION BOX (SUPPLIED WITH 6" LEADS OR POWER CORD).
- LOCATION OF DRAIN TUBE FOR REMOTE REF. ONLY (SUPPLIED WITH 3/4" OR 1 1/2" PVC TUBE).

- REFRIGERATION LINE CONNECTION.
- REMOTE FLOOR SINK & UTILITIES ACCESS AREA.

- SELF-CONTAINED CASE SERVICE ACCESS AREA.
- DRY CASE SERVICE ACCESS AREA.

Model Technical Specifications																	
Model	L"	L1"	L2"	System Circuit Volts			Phs	Freq	Amps ***	Watts	Wires	NEMA Plug	SST	Conv. Rack BTUH	Para. Rack BTUH	Est Wt	
MD485DR	48.00	50.25	.00	Self-Contained (R290)			Circuit #1	110-120	1	60	10.73	1,014	2+G	5-15P or L5-15P	N/A	N/A	N/A
MD685DR	72.00	74.25	.00	Self-Contained (R290)			Circuit #1	110-120	1	60	11.18	1,070	2+G	5-15P or L5-15P	N/A	N/A	N/A

\*\*\* Does not include electric defrost on freezer models.

Regulatory Approvals:	
All Models	Accordance with AHRI Std 1200 ETL Listed to UL 471 ETL Listed to CAN/CSA 22.2 No. 120 ETL Sanitation to NSF/ANSI 7



In Accordance with  
**AHRI Std 1200**

**DOE 2017**  
Energy Efficiency  
Compliant

### Important Notes:

- Units must be shimmed during installation to ensure the unit is level and plumb.
- ⚠ WARNING:** This product can expose you to chemicals, including Urethane (Ethyl Carbamate), which are known to the State of California to cause cancer and birth defects or other reproductive harm. For more information go to [www.P65Warnings.ca.gov](http://www.P65Warnings.ca.gov).