


# WIRE SHELVING ACCESSORIES

## DIRECT WALL MOUNTS

Each consists of one shelf support and mounting plate.  
Use single support at shelf ends; double support for adjoining shelves.  
(Single — two required per shelf.)

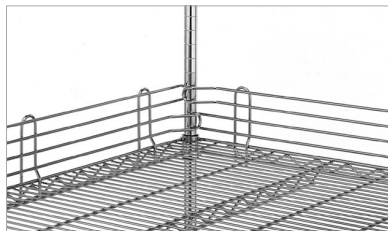


SINGLE						DOUBLE					
Shelf Width (in.)	Shelf Width (mm)	Approx. Pkd. Wt. (lbs.)	Approx. Pkd. Wt. (kg)	Cat. No. Chrome	Cat. No. Green-Guard™ Epoxy	Shelf Width (in.)	Shelf Width (mm)	Approx. Pkd. Wt. (lbs.)	Approx. Pkd. Wt. (kg)	Cat. No. Chrome	Cat. No. Green-Guard™ Epoxy
14	355	1.5	0.7	J1WD14C	J1WD14K	3.0	1.4	3.0	1.4	J2WD14C	J2WD14K
18	457	2.0	0.9	J1WD18C	J1WD18K	4.0	1.8	4.0	1.8	J2WD18C	J2WD18K
24	610	3.0	1.4	J1WD24C	J1WD24K	4.5	2.0	4.5	2.0	J2WD24C	J2WD24K

Double support mount

## STACKABLE SHELF LEDGES

4" (100mm) High.



Shelf Width (in.)	Shelf Width (mm)	Approx. Pkd. Wt. (lbs.)	Approx. Pkd. Wt. (kg)	Cat. No. Chrome	Cat. No. Gray-Guard™ Epoxy
14	355	0.83	0.36	JL14-4C	JL14-4G
18	457	1.5	0.68	JL18-4C	JL18-4G
24	610	2.0	0.9	JL24-4C	JL24-4G
30	760	2.25	1.03	JL30-4C	JL30-4G
36	914	2.75	1.25	JL36-4C	JL36-4G
42	1066	3.2	1.4	JL42-4C	JL42-4G
48	1219	3.75	1.68	JL48-4C	JL48-4G
54	1370	3.8	1.7	JL54-4C	JL54-4G
60	1524	4.0	1.81	JL60-4C	JL60-4G
72	1828	5.0	2.25	JL72-4C	JL72-4G



### Replacement Plastic Split Sleeves

One bag required per shelf; 4 pairs per bag.  
**Model No. J9985**

## SHELF DIVIDERS FOR SHELVES

Keep shelf contents orderly with these 8" (203mm) high, pressure-fit dividers.

Shelf Width (in.)	Shelf Width (mm)	Approx. Pkd. Wt. (lbs.)	Approx. Pkd. Wt. (kg)	Cat. No. Chrome	Cat. No. Gray-Guard™ Epoxy
18	457	2.25	1	JDD18C	JDD18G
24	610	2.75	1.3	JDD24C	JDD24G



### "S" Hook

Two are required for each storage level.  
**Model No. J9995Z**

## LABEL HOLDERS

Keep shelf content organized with these black, snap-on plastic label holders. Sold in clear hanging packs of 8. Labels not included.

Label Size (in.)	Label Size (mm)	Quantity	Fits Shelf Length	Cat. No.
3x1.25	75x32	12 Bags of 8	All	J3BLH-CTN

**Note:** Fits only Olympic shelves.




### Foot Plate

Use to bolt units to the floor, or when a broader, more stable foot is desired. Zinc Finish.  
**Model No. J9993Z**

# Casters

## STEM CASTERS — RESILIENT RUBBER (ORDER BY EACH)

Use with posts to create a mobile shelving unit to meet your special needs. Each caster is constructed of resilient rubber wheels and plated components. Load rating is 200 lbs. (90kg) per caster. Sold by the piece.



Wheel Diameter (in.) (mm)		Face (in.) (mm)		Load Rating (lbs.) (kg)		Type	Wheel Tread	Approx. Pkd. Wt. (lbs.) (kg)		Cat. No.
5	127	1 ¼	32	200	90	Stem/Swivel	Resilient	2 ½	1.1	J5
5	127	1 ¼	32	200	90	Stem/Brake	Resilient	2 ¾	1.2	J5B

## STEM CASTER KIT — HIGH MODULUS RUBBER (ONE KIT = FOUR CASTERS)

Kit consists of four swivel casters with brakes. Each caster is constructed of durable, non-marking high modulus rubber. Load rating is 300 lbs. (136kg) per caster.



Wheel Diameter (in.) (mm)		Face (in.) (mm)		Load Rating (lbs.) (kg)		Type	Wheel Tread	Approx. Pkd. Wt. (lbs.) (kg)		Cat. No.
5	127	1 ¼	32	300	136	Stem/Brake	Flat High Modulus Rubber	9	1.1	J5FBA-4

## WORK TABLE CASTER KIT IN POS BOX — HIGH MODULUS RUBBER (ONE KIT = FOUR CASTERS)

Kit contains four 5" work table casters with brakes that fit standard 1 5/8" (41mm) or 1 1/2" (38mm) I.D. tubing. Each caster is constructed of durable, non-marking high modulus rubber. Load rating is 300 lbs. (136kg) per caster.



Wheel Diameter (in.) (mm)		Face (in.) (mm)		Load Rating (lbs.) (kg)		Type	Wheel Tread	Approx. Pkd. Wt. (lbs.) (kg)		Cat. No.
5	127	1 ¼	32	300	136	Stem/Brake	Flat High Modulus Rubber	9	1.1	J5WT-4



Information and specifications are subject to change without notice. Please confirm at the time of order.

To learn more, or place an order, visit [OlympicShelving.com](https://OlympicShelving.com) or email us at: [info@olympicshelving.com](mailto:info@olympicshelving.com)

Copyright © 2024 Olympic Storage Company  
OLY-005E