

Xpress Touch S



Here in the Pacific Northwest, we're known for a couple of things: innovative technology that's simply reliable, and great tasting coffee. At Concordia, we join those forces.

Crafted drinks without hours of training staff. The Xpress Touch S brings an all-in-one latte and syrup system to the masses. Our engineers challenged themselves to produce breakneck drink speed without compromising on quality. With our patented EspressoJet technology, the XTS is prepared to quickly serve quality drinks with perfectly steamed milk every single time. Our classic cafe menu makes drink-making a breeze, whether operated by customer or staff.

Never managed a coffee program before? Our system manages all parameters so you don't have to! Let your drinks speak for themselves – our on-site install team will calibrate grind, extraction, temperature, volume, and syrup flavor to your profile.

Perfect for:

- Quick Service
- Convenience kiosks
- Drive-Thrus
- University cafeterias
- Hotel Lobbies



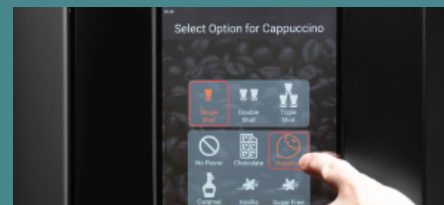
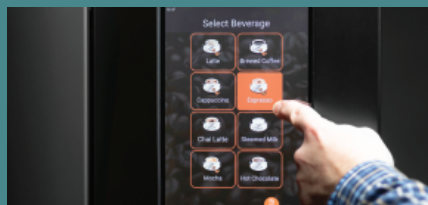
Cafe Classics	Focus on the Guest	Supported Life Cycle
Offer the finest cafe drinks that automation can offer: Latte, Cappuccino, Machiatto, Espresso, and Steamed Milk. Add chocolate, caramel, vanilla, hazelnut, chai, or sugar free vanilla to any drink!	Clean with ease! Daily maintenance takes 10 minutes, and regular preventative maintenance every 6 months allows your team to pay attention to the people in front of them, not troubleshooting.	When you are due for Preventative Maintenance or need help calibrating to new product, call Concordia 24/7. Our Concordia-certified agents around the U.S. are here to serve you!

Features

XT-S

10" Touch Screen

Our intuitive cafe menu is built with customers in mind. Let us help you build a customization to match your program!



EspressJet Flavor System

No more stirring in flavors! We infuse directly into the milk steaming process for perfect integration throughout. Quick disconnect tubes and slide door ensure easy switch out. EspressJet offers the most popular cafe flavors: chocolate, vanilla, caramel, chai, hazelnut, and sugar free vanilla.

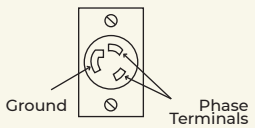
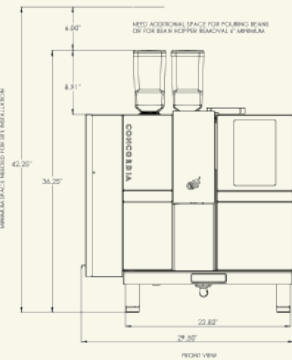
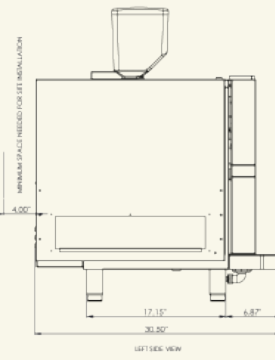


Built in Fridge

With a 2-gallon capacity, offer two milk options, or simply have two of the same. Offer Whole, 2%, or even Skim milk, depending on your local preferences.



Specifications

<p>Xpress Touch S</p> <p>Dimensions 30" W x 30" D x 36.5" H</p> <p>Weight 260lbs</p> <p>Electric 200-240VAC 50/60Hz 30A Dedicated Circuit</p> <p>Water Min 30psi, Max 100psi, 25gal per/hr flow</p> <p>Drain 3/4" indirect drain OD of 1 1/4", drain within 5 ft.</p> <p>Shipping Specs 28" x 35" x 50" 290lbs</p>	<p>Site Electrical Requirements</p> <p>Plug Included is L6-30P Nema L6-30R Receptacle</p>  <p>UL US</p> <p>NSF</p>	<p>Front View</p>  <p>NEED ADDITIONAL SPACE FOR POLYMER BOND OR FOR SEALED RECEPTACLE MOUNTING</p> <p>MINIMUM SPACE NEEDED FOR SET INSTALLATION</p> <p>FRONT VIEW</p>	<p>Side View</p>  <p>MINIMUM SPACE NEEDED FOR SET INSTALLATION</p> <p>SIDE VIEW</p>
---	---	--	---

Note: Please refer to this model's installation checklist for more detailed information on site and consumable requirements.

Concordia units come with a standard 1 Year Parts and Labor warranty. Preventative Maintenance packages available with machine purchase.

800.778.0990
concordiacoffee.com