



CBA-36-CP10-CS



Intertek

4004503

Conforms to ANSI/NSF STD 2

Project: _____	AIA# _____
Item #: _____ Qty: _____	SIS# _____
Model #: _____	

Casino Style Combo Ice Bin

CBA-36-CP10-CS

Standard Features

- Integrates one ice bin, two separate draining bottle wells, and two tubing chases into a one-piece seamless top and backsplash
- All stainless steel construction
- PVC plastic breaker strip around ice bin liner: creates 5/16" raised edge around liner, acts as thermal barrier to prevent heat transfer, and makes the cover slide easier
- One 3-bottle well to the left and right of the main ice bin liner
- 4" by 4-1/2" chase opening located behind each bottle well
- 24" single speed rail with PVC sound deadening cover included
- Sliding stainless steel cover for main ice bin liner
- Eco friendly foamed-in-place insulation has zero impact on global warming or ozone depletion
- Adjustable stainless steel bullet feet
- Ten circuit cold plate standard in main ice bin liner

To view underbar installation instructions, please visit: https://www.glastender.com/PDF/F-750-165_Underbar_Installation_Instructions.pdf
To view cleaning and care instructions, please visit: https://www.glastender.com/PDF/F-423-011_ss_clean_care.pdf

Specifications

Drain

- Main ice bin with ten circuit cold plate: 3/4" MPT
- Bottle wells: 1-1/2" tailpiece

Tubing Access Holes

- 4" x 4-1/2" opening behind each bottle well

Cover

- Two-piece sliding cover, 20 gauge stainless steel, included for main ice bin

Cold Plate

- Ten circuit standard in main ice bin
- Connection is 5/16" O.D. stainless steel tubing with swaged end

Liner Depth

- 10-1/2"

Ice Capacity

- Main ice bin = 67 lbs

Legs

- 1-5/8" diameter 16 gauge stainless steel
- Stainless steel bullet feet

Materials

- 20 gauge stainless steel
- PVC plastic breaker strip around opening of ice bin liners and speed rail step and rail covers

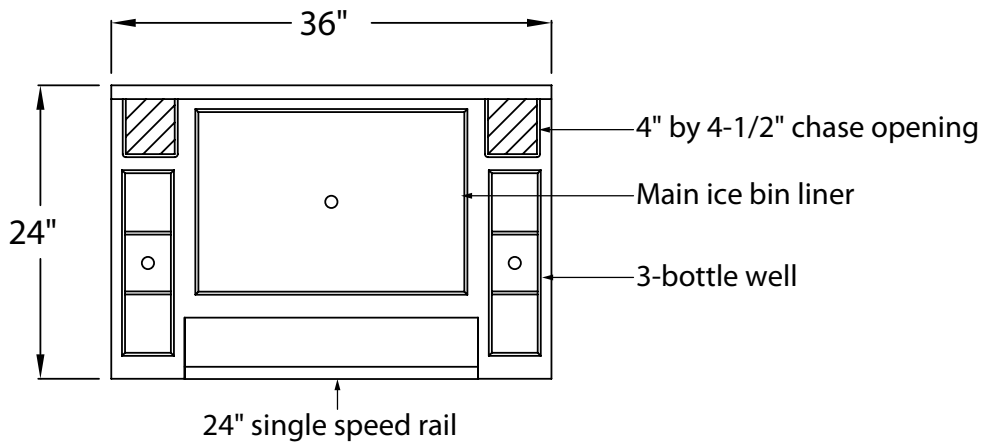
Glastender, Inc. • 5400 N Michigan Rd • Saginaw, MI • 48604-9780
989.752.4275 • 800.748.0423 • Fax 989.752.4444
www.glastender.com

Approval/Notes:

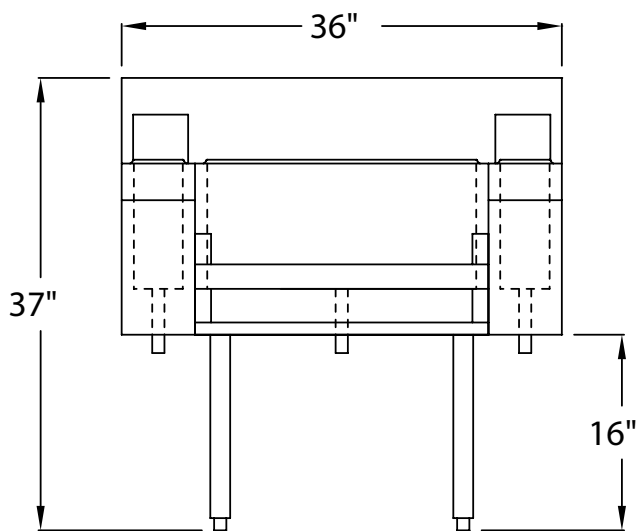
Specifications subject to change without notice. For current specifications please visit our website.

Casino Style Combo Ice Bin

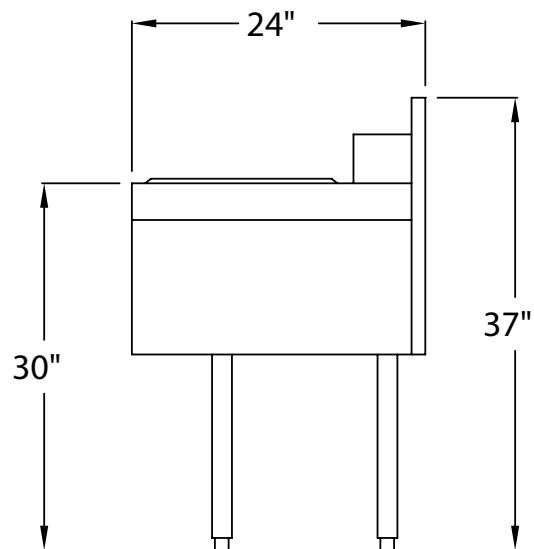
Dimensional Information



PLAN VIEW



FRONT ELEVATION



SIDE ELEVATION

NOTE: Ice bin liner and drains not shown in side elevation