





SPEC SHEET

KoolMore 12 Cu. ft. Commercial Reach in Freezer in White Manual Defrost

Model: KM-FMD12WH

FEATURES

- LED lighting for better visibility of your items
- 2 casters help with mobility, making the cleaning easier
- 6-shelves boasting your storage space
- ETL is listed for Safety and Sanitation
- Solid door provides a clean and uniform appearance
- Digital temperature controls to ensure precise temperature regulation



CLOSE UP IMAGES



TECHNICAL SPECS

Dimensions

Length	23.6
Width	23.03
Height	72.8
Weightlbs	143.3
Interior Depth	18.6
Interior Width	18.9
Interior Height	63.8
Shelf Width	18.74
Shelf Depth	16.42
Depth Including Handles	25.28
Depth Excluding Handles	23
Depth Less Door	20.9
Depth With Door Open 90 Degrees	45.2
Height To Top Of Door Hinge In	72.9
Power Cord Length	70.8
Minimum Back Air Clearance In	4 in.
Minimum Side Air Clearance In	4 in.

Capacity

Gross Cubic Feet	11.5
Net Cubic Feet	10.7
Individual Shelf Capacity	88 lbs.

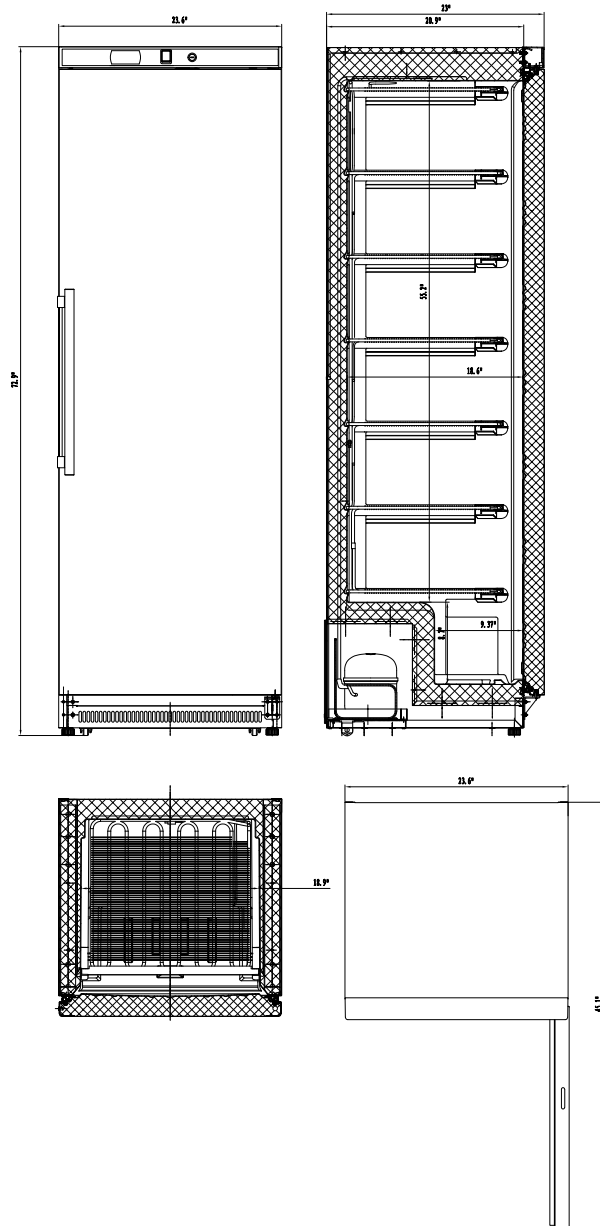
Features & Materials

Door Style	Swing
Number Of Doors	1
Number Of Shelves	6
Defrost Type	Manual
Refrigerant Type	R-290
Temperature Control Type	External Digital
Temperature Range	-13-0 F
Ambient Temperature Range	90 F
Casters	2
Interior Material	PVC
Exterior Material	Powder Coated Steel
Shelf Material Type	Coated Steel Wire
Color Door Handles	Stainless Steel
Color Finish	White
Interior Color	White
Compressor Location	Bottom Mounted
Compressor Brand	DONPER
Evaporator Brand	Guanrui
Digital Temperature Control	Yes
Door Material	solid door
Hinge Location	Right Side
Cooling Unit Type	Static
Safety Lock	Yes

Electric & Certification

Hertz	60
Phase	1
Wattage	282
Voltage	115
Amps	4.4
Plug Type	NEMA 5-15P
Certifications	ETL Listed For Safety and Sanitation

Plan View



CERTIFICATIONS



718-576-6342
info@koolmore.com