



PIZZA OVEN

Electric - Countertop

Model CCEPO16



Model CCEPO16

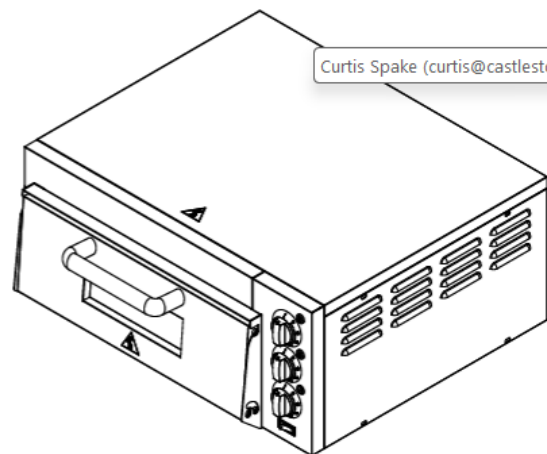
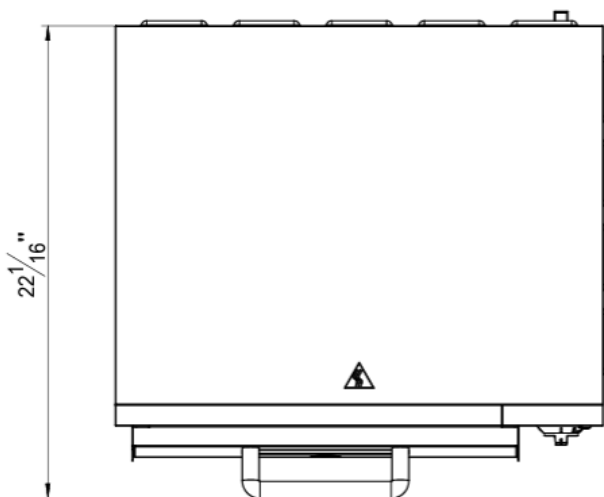
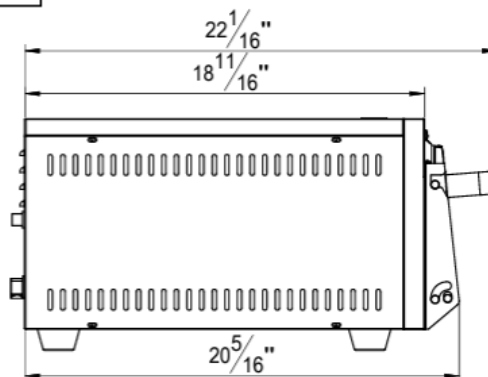
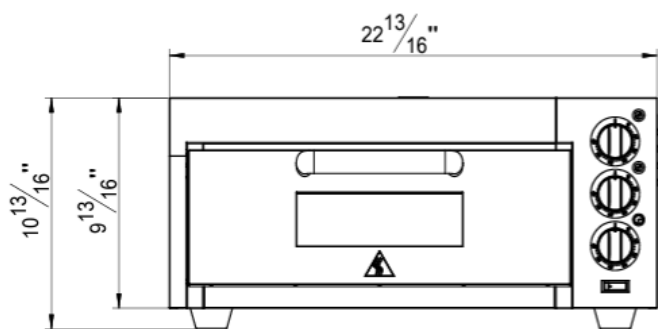
- Stainless Steel construction.
- (1) 15 $\frac{3}{4}$ " x 15 $\frac{3}{4}$ " Hearth deck,
- 280° F to 680° F temperature range
- 60 minute timer with bell
- Gravity door
- 1" rubber feet for ventilation & prevents slippage
- Cool to the touch Bakelite door handle



WARNING: This product can expose you to certain chemicals, which are known to the State of California to cause cancer or birth defects or other reproductive harm. For more information go to: www.P65Warnings.com



See website for full warranty.



Curtis Spake (curtis@castlestc

Model	Watts / Amps	Volts / HZ	Package Size	NEMA plug	Weight; Gross / Net
CCEPO16	1760W / 15 amps	120 V / 60Hz	24" x 26" x 14"	5 - 15 P	55 lbs. / 47 lbs.