



# BEVERAGE-AIR®

PROJECT: \_\_\_\_\_  
ITEM # \_\_\_\_\_ QTY: \_\_\_\_\_  
MODEL # \_\_\_\_\_  
AIA # \_\_\_\_\_ SIS # \_\_\_\_\_  
APPROVED: \_\_\_\_\_

## BAR EQUIPMENT - DIRECT DRAW DISPENSER

### Model: DD94HC-B

SOLID DOORS



### OPTIONS & ACCESSORIES

- Right side compressor location (-ALT) (specify at time of unit order)
- Stainless steel interior lining
- Stainless steel back
- Glass door
- Shelves
- Shelf clips
- Wine & coffee models
- Custom tower hole location
- Drip tray location option
- Faucet locks
- Glass rinser
- Right or left hinged door
- Leveling feet
- 3" Casters, 6" Casters or 6" Black legs
- 1 - 6 Tap tower
- 2, 3 & 4 way manifolds
- Dual tap placement option
- No draft/hole cover option
- Twelve (12) tap tower
- Remote option\* (see note on back on page)

### 7 YEAR WARRANTY

Parts, Labor, and Compressor

### CABINET CONSTRUCTION

- Exterior features durable black painted steel
- Top is made from heavy-duty stainless steel including drip tray
- Interior construction utilizes galvanized steel on walls and ceiling, heavy duty stainless steel floor
- Full electronic control
- Two (2) towers with dual faucets
- 3-in-1 Draft Solutions dispense beer, wine, or coffee (other non-alcoholic beverages) with the same tap-no line/manifold changes needed
- 3" Stainless steel insulated dispensing tower
- Drain hose located at the rear on compressor side for connection to floor drain
- Door locks
- Self-closing doors with 120° stay-open feature
- Magnetic gaskets provide positive door seal
- Compressor standard on left side

### REFRIGERATION SYSTEM

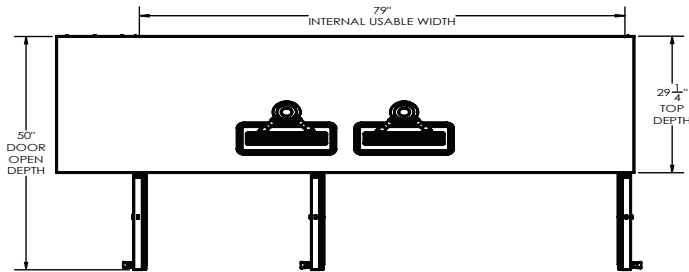
- Uses environmentally friendly, energy efficient R290 refrigerant, and meets all regulatory requirements for CARB, SNAP, DOE & more
- Automatic, non-electric defrost
- Epoxy coated evaporator coil
- Maintains product temperatures between 36°F and 38°F



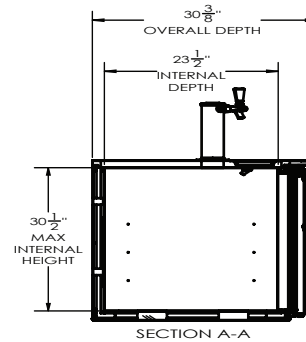
# BEVERAGE-AIR®

## Direct Draw Dispenser Model: DD94HC-B

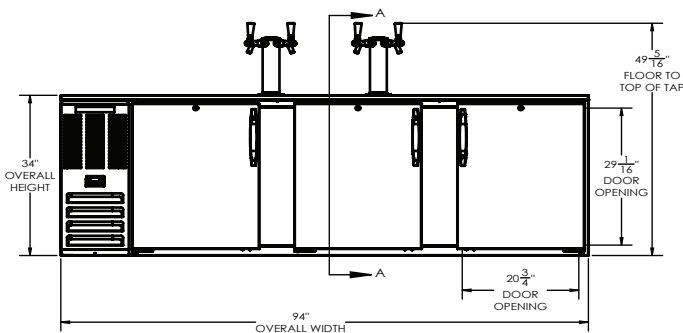
PLAN VIEW



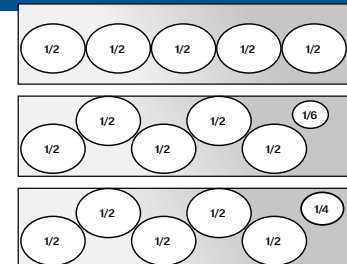
SIDE VIEW



ELEVATION VIEW



KEG CAPACITY



### EXTERNAL DIMENSIONAL DATA

Width Overall (in)	94"
Depth Overall (in)	30 3/8"
Height Overall (in)	49 5/16"
Number of Doors	3
Depth with Door open 90° (in)	50"
Door Openings (in)	20 3/4" x 29 1/16"

### INTERNAL DIMENSIONAL DATA

NET Capacity (cubic ft.)	32.768
Internal Width Useable (in)	79"
Internal Depth Overall (in)	23 1/2"
Internal Height Overall (in)	30 1/2"
Number of 1/2 Kegs	5

\*NOTE: Remote units are field wired and come with 6" legs.  
Refrigerant must be specified at time of order.

We reserve the right to change specifications and product design without notice. Such revisions do not entitle the buyer to corresponding changes, improvements, additions or replacements for previously purchased equipment. Dimensional tolerances +/- 1/4". Metric dimensions (MM).

### ELECTRICAL DATA

Full Load Amps	3.3
Voltage	115/60/1
Nema Plug (8' cord)	5-15P

### REFRIGERATION DATA

Horsepower	1/3
Capacity (BTU/Hr)	1942
Heat Rejection (BTU/Hr)	2913
Charge (lbs/grams/ounces)	0.2535 / 115 / 4.05

### SHIPPING DATA

Gross Weight - Crated	494 lbs.
Height - Crated (in)	42 3/16"
Width - Crated (in)	96 3/4"
Depth - Crated (in)	33 3/8"

### ELECTRICAL CONNECTION



115/60/1  
NEMA 5-15P

Unit pre-wired at factory  
and include 8' long cord  
and plug set.

3779 Champion Blvd., Winston-Salem, NC 27105 | 888-845-9800 | Fax: 336-245-6453 | Beverage-Air.com | Sales@bevair.com

Date Issued 8/25 | Printed in U.S.A.