

M-iClean

UM+ with ComfortAir

M007DWUC10M3-30 HR

Hot Water Sanitizing Undercounter Glasswasher



The clean solution

Special features:

- **ComfortAir** - Waste Air Heat Recovery (WAHR) steam mitigating system
- **Illuminated door handle** - Provides visual cues to the operator on the machine operating status. The color of the illumination will show the operating state of the machine (ready for operation, washing, or displaying an important message)
- **Glass touchscreen display** - Provides a range of information in plain text, including wash and rinse tank temperatures, selection of different cycle times, a graphical progress bar, operating state, and service information
- **M-iClean Filter** - Food soil is continually strained from the wash water by the two-stage M-iClean Filter. Captured soil is removed at the end of each cycle., improving washing results and minimizing both detergent use and manual cleaning
- **Blue Touch color coding** - Components that require manual cleaning are colored blue for intuitive operation and easier staff training
- **Auto Safe** - The internal booster heater is automatically regulated to ensure proper sanitizing temperatures, regardless of the incoming water temperature
- **Soft Start** - The wash water is pumped at a reduced pressure for the first few seconds of the wash cycle, protecting the ware from being moved by a sudden burst of pressure
- **Pumped Final Rinse** - An internal rinse pump ensures that the final rinse pressure is constant, for efficient operation and consistent results
- **Leak Detection System** - Stops machine operation if an internal leak is detected

Standard features:

- Capacity **14/13/10** racks per hour
- Water consumption **0.79** gallons (2.99 liters) per rack
- Double-wall construction improves energy efficiency and provides a cooler exterior
- Variable programmed time cycles - 95, 150 and 210 seconds
- Built-in liquid detergent and rinse aid pumps
- Detergent empty indicator
- Easily-accessed pump priming and deliming modes
- Machine shutdown automatically rinses the wash chamber with hot, fresh water to ease cleaning, then drains the machine
- Stainless steel non-clogging combination wash/rinse arms provide simpler disassembly for cleaning
- Sloped ceiling is safer for the user and minimizes dripping of soiled water onto sanitized ware
- 3/4 Hp (0.56 kW) wash pump
- 304 and 316Ti stainless steel construction for corrosion resistance
- Type A air gap system eliminates water leaks and maintenance associated with vacuum breaker
- Pumped drain for both floor and wall drain applications
- Boiler safety device
- Bluetooth interface for wireless communication

Options:

- Inline slide base - adds 1" (25mm) to height
- Framed base with individual legs - adds 6" (152mm) to height
- Flush-paneled stainless steel base - adds 4-3/4" (120mm) to height
- Flush-paneled stainless steel cabinet base - adds 15-3/4" (400mm) to height
- Flush-paneled stainless steel cabinet base with individual 6" legs - adds 21-3/4" (550mm) to height
- NEMA plug kit (three phase only - installed by others - incl. receptacle and plate). 208-230/60/3 = NEMA 15-50P
- Drain water tempering kit (installed by others)
- Drain board top
- Optional Reverse Osmosis System (See supplemental GiO Module spec sheet)
- Optional Bottle Washing System (See supplemental Bottle Washing System spec sheet)

Technical Specifications:

Maximum Capacity: 14 racks/hour / 350 dishes/hour / 504 glasses/hour

Minimum Cycle Time (Seconds):

Wash Cycle	81.0
Dwell / Drain Time	126.0
Rinse Cycle	8.0
Total Cycle	215.0

Water Requirements:

Incoming Water Temperature (Optimum)	68°F (20°C)
Recommended Water Hardness	1-3 grains per U.S. gal.
Water Consumption per Rack	0.79 gals. (2.99 liters)
Water Consumption per Hour (max.)	110.7 gals. (41.9 liters)
Flow Pressure	8.7-72.5 psi (0.6-5.0 bars)
Incoming Waterline	3/4" garden hose
Drain line size	7/8" ID, 1-1/8" OD flexible hose
Maximum drain flow rate	5.3 gals. (20.0 liters) per minute

Required Operating Temperatures:

Wash (Minimum)	150°F (66°C)
Rinse (Minimum)	180°F (82°C)

Tank Capacities:

Wash Tank	2.9 gals. (11.0 liters)
Booster Heater	2.1 gals. (7.9 liters)

Electrical Requirements:

Wash Tank Heat	3.27 kW @ 208V, 4.0 kW @ 230V
Booster Heater	3.68 kW @ 208V, 4.5 kW @ 230V
Wash Pump	0.74 hp (0.55 kW)
Final Rinse Pump	0.27 hp (0.20 kW)
Drain Pump	0.09 hp (0.07 kW)

Electrical supply	Peak load ampacity	Min. supply circuit ampacity	Max. breaker/disconnect
208-230V/60Hz/1 Ph	38.6A @ 208V 42.1A @ 230V	40A 45A	40A 45A

208-230V/60Hz/3Ph	31.1A @ 208V 33.9A @ 230V	35A 35A	35A 35A
-------------------	------------------------------	------------	------------

Emissions:

Heat.....Latent - 511 BTU, Sensible 2217 BTU (based on 10 cycles/hr)	
Steam.....	0.22 lbs/hr (0.5 kg/hr)
Emission sound level at the workplace (LpA)	61dB

Dimensions: Overall (W x D x H)	23-5/8" x 23-5/8" x 32-5/8"
Inside Clearance Height	17-1/8" (435mm)
Wall Clearance	Rear 1" (25mm) min.

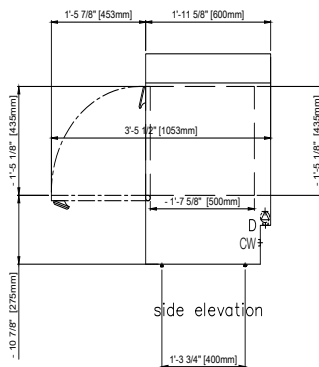
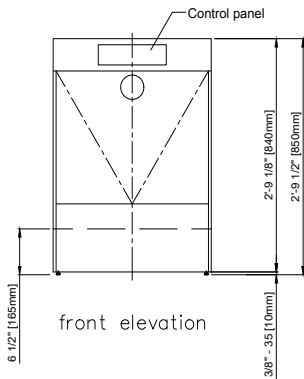
Machine / Shipping Details:

Shipping Weight	166.9 lbs. (75.7kg)
Shipping Size (W x D x H)	27-5/8" x 27-5/8" x 41-3/8"

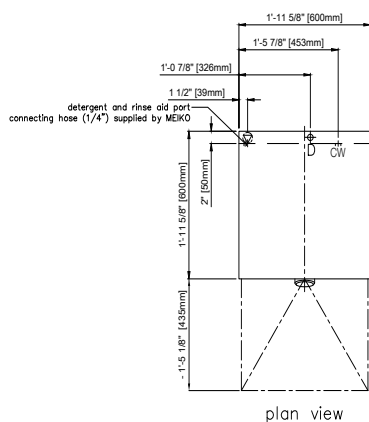


M-iClean UM+ with ComfortAir

Dimensions



All dimensions from floor +/- 1/2" (12mm) due to adjustable feet.



Electrical connection

SO cord, 7' 2-5/8" (2.2m) long, provided at lower rear of machine, to be routed to local circuit breaker/ disconnect by electrical contractor. If use of SO cord is not permitted, it may be removed by electrical contractor for direct electrical connection (terminal block is located behind rear panel). Adequate slack in the wiring should be provided to allow the machine to be moved for servicing.



Cold water connection

Requires 3/4" garden hose supply connection. Supplied flexible stainless steel hose is 6' 6-3/4" (2m) long, and includes Y-strainer with 3/4" female garden hose connection.



Drain connection

Requires indirect connection to 1-1/2" (38mm) drain pipe (wall or floor). Supplied hose is 5' 3" (1.6m) long and may be cut to appropriate length at time of installation to allow machine to be repositioned for servicing.

A vent hood is not recommended above the M-iClean Comfort Air dishmachine. HVAC system is required to handle machines additional latent and sensible heat load.

Specification

M-iClean UM+ with ComfortAir

Item Number: M007DWUC10M3-30 HR

Unit will be an NSF and cETL-listed MEIKO UM+ hot water sanitizing undercounter glasswasher.

Operating voltage will be:

___ 208-230V / 60Hz / 1Ph ___ 208-230V / 60Hz / 3Ph

Unit will have three user-selectable cycles (of 215, 270, and 330 seconds) and will utilize 0.79 gallons (2.99 liters) of fresh rinse water per cycle.

Unit will include an illuminated door handle to provide visual feedback to the operator on machine status. The color of the illumination will show the operating state of the machine (ready for operation, washing, or displaying an important message).

Unit will feature a glass touch screen control panel and display. Display will provide customized graphical and text information based on the machine operating mode, including temperatures, machine status, service diagnostics and machine logs. Display will be capable of displaying information in multiple selectable languages, to include English, French, Spanish and German.

Unit will have integral M-iClean Filter system to automatically filter and remove soil from the wash tank during the washing process.

Unit will include Comfort Air steam mitigation system.

Final rinse water will be delivered via an integrated final rinse pump to ensure consistent results and water consumption, regardless of variations in water supply pressure.

Unit will automatically extend wash cycle if required to permit final rinse water to heat to a minimum sanitizing 180°F (82°C), regardless of incoming water temperature.

Wash pump will permit differing water pressures for each selectable cycle to accommodate varying amounts of soiling.

Unit will incorporate a soft start feature, building wash pressure slowly, to reduce risk of chipped or broken ware.

Unit will incorporate features to stop operation and turn off fill valve if an internal leak is detected.

Unit will include built-in liquid detergent and rinse aid pumps.

Unit will include a detergent sensor with a message in plain text on the machine display indicating if the detergent is empty.

Unit will include user-selectable deliming and pump priming modes.

Unit will feature double-wall, insulated stainless steel construction on all exterior panels to retain heat inside the machine, conserve energy and provide a cool-to-the-touch exterior.

Unit will include Blue Touch color-coding of components that require frequent manual cleaning for simpler staff training.

Unit will include one peg rack and one combination (flat) rack.

All specifications are subject to change without notice based on MEIKO's dedicated product improvement program.

This glasswasher is compliant with the Reduction of Lead in Drinking Water Act (2011) amendment to the Safe Drinking Water Act (SDWA).

