



Project _____
AIA # _____ SIS # _____
Item # _____ Quantity _____ C.S.I. Section 114000

TE Series

Freezer Equipment Stands
Self-Contained
Two Drawer Models



Models listed to the applicable UL, CSA and NSF standards by an approved NRTL. Consult the factory or unit data plate for additional information.

STANDARD PRODUCT FEATURES

- Stainless Steel Exterior & Interior
- Galvanized Steel Exterior Back & Bottom
- Stainless Steel Top w/Drip Guard (Marine) Edge
- Reliable Microprocessor Control With LED Temperature Display
- Balanced, Self-Contained Refrigeration System Using R-290
- TXV Metering Device
- Rear Mounted Evaporator Fans Provide Dedicated Airflow Pattern Over Each Section of Drawers
- Front-Breathing Design for "Zero-Clearance" Installation
- Non-Electric Condensate Evaporator
- Removable Condenser Filter for Easy Cleaning & Coil Protection
- Hot Gas Defrost
- Controllable Anti-Condensate Drawer Perimeter Heaters
- Full Length Drawer Handle with Gasket Guard
- Magnetic Snap-In Drawer Gaskets
- Easily Removable Drawers Accomodate 12" x 20" x 6" Pans (pans by others)
- Self-Closing Drawers with Stay-Open Feature
- Heavy Gauge Stainless Steel Drawer Slides
- Side, Front & Rear Access Panel for Ease of Service & Maintenance
- NEMA 5-15P Plug with 9' Cord & Cord Retainer
- Set of Four (4) 4" Plate Casters on Adjustable Caster System

AVAILABLE CONFIGURATIONS

Two or Four Drawer Models, 34" Deep

Model

TE048LT
TE060LT

Model Type

48" 2-Drawer Model
60" 2-Drawer Model

ACCESSORIES & OPTIONS

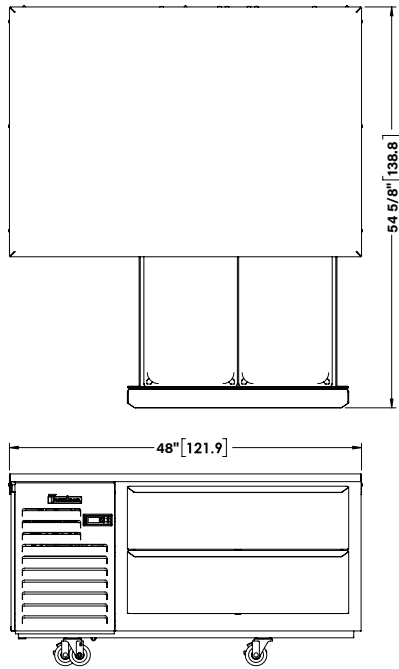
- Set of 6" High Stainless Steel Legs in Lieu of Casters
- 6" Cabinet Length Extension for Added Surface Space (includes supports & seamless top)
- Stainless Steel Exterior Finished Back

Approved by _____ Date _____ Approved by _____ Date _____

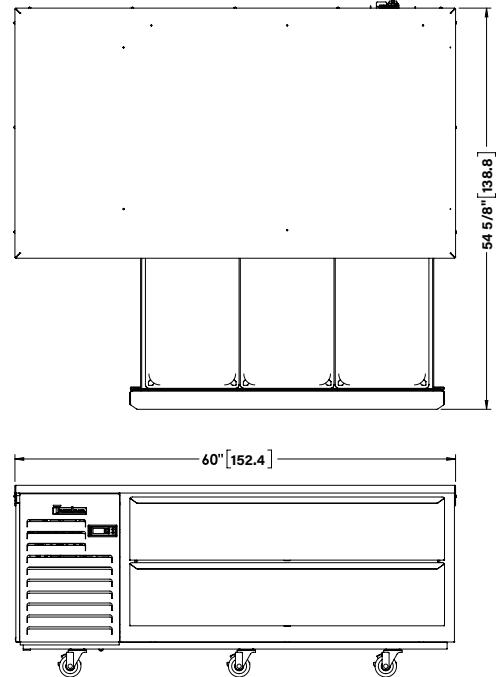


MODELS

Two Drawer Models: TE048LT, TE060LT

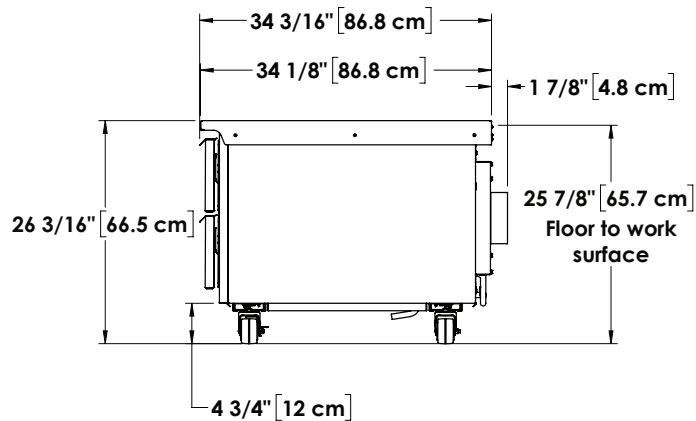


Elevation - TE048LT



Elevation - TE060LT

Section - All Models





MODELS

TE048LT, TE060LT

MODELS	TE048LT	TE060LT
DIMENSIONAL DATA		
Length - Overall in.	48 (121.9 cm)	60 (152.5 cm)
Depth - Cabinet Only in.	32 (81.3 cm)	
Depth - Drawer Open in.	54 1/8 (137.5 cm)	
Depth - Over Handle in.	34 3/16 (86.8 cm)	
Height - Overall on 4" Casters¹ in.	26 3/16 (66.5 cm)	
Max Top Load Capacity lbs.	625 (283 kg)	1200 (544 kg)
Pan Capacity - 12" x 20" x 6"	4	6
Pan Orientation	Side by Side	
Drawers Per Cabinet	2	
ELECTRICAL DATA		
Voltage	115/60/1	
Plug	NEMA 5-15P	
Full Load Amperes	6.8	11.5
REFRIGERATION DATA		
Refrigerant	R-290	
Refrigerant Amount oz.	3.9 (110.6 g)	4.2 (119.1 g)
BTU/HR HP²	1880 1/2	2671 3/4+
SHIPPING DATA		
Length - Crated in.	72 (182.9 cm)	84 (213.4 cm)
Width - Crated in.	42 (106.7 cm)	42 (106.7 cm)
Height - Crated in.	35 (88.9 cm)	42 (106.7 cm)
Volume - Crated cu. ft.	61 (1727.3 l)	86 (2435 l)
Weight - Crated lbs.	435 (197 kg)	558 (253 kg)

NOTES:

1. Height as measured without optional stainless steel work top.
2. Based on a 90°F ambient and 20°F evaporator.

When ordering please specify: Voltage, Hinging, Options and any additional warranties.

Equipped with one NEMA 5-15P Plug



EQUIPMENT SPECIFICATIONS

CONSTRUCTION, HARDWARE, INSULATION

Cabinet exterior front, sides, louver assembly and drawers are constructed of heavy gauge stainless steel, exterior back and bottom are constructed of heavy gauge galvanized steel. Cabinet interior sides, top and bottom are constructed of heavy gauge stainless steel. A set of 4" high casters are included standard. Both the cabinet and drawers are insulated with an average of 2" thick high density, non-CFC foamed in place polyurethane.

SELF-CONTAINED REFRIGERATION SYSTEM

The left side mounted, self-contained, balanced refrigeration system using environmentally friendly, low GWP R-290 refrigerant features a hot gas defrost, TXV metering device, air-cooled hermetic compressor, condensate evaporator, and a dedicated rear-mounted evaporator design which distributes cold air through each drawer section. A 9' cord and retainer is provided. Standard operating temperature is -5° to 0°F (-20° to -17°C).

CONTROL

The easy to use water resistant microprocessor control is supplied standard. It includes a 3-Digit LED Display, and a Fahrenheit or Celsius Temperature Scale Display Capability.

DRAWERS

Each heavy-duty drawer is designed to accommodate 12" x 20" x 6" deep pans. They are constructed using heavy gauge stainless steel drawer slides and 2" diameter stainless steel rollers. Drawers include both a self-closing and stay-open feature. Drawers are also removable for full access to clean the food zone.

WARRANTY

Both a six year parts and labor warranty and a seven year compressor warranty (self-contained models only) are provided standard.