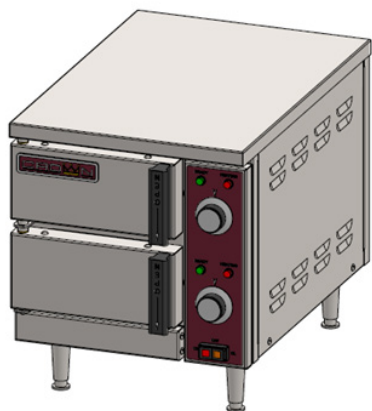




ELECTRIC COUNTER PORTION STEAMER

Auto Fill, Auto Drain



PSEN-2

☐ PSEN-2

OPERATION SHALL BE BY:

Electrically heated steam generator operating at 1.8 psi (12 kPa) with field replaceable elements rated at:

☐ 7.5 kW

The steam generator shall be equipped for operation on:

☐ 208 VAC, 3 Phase, 50/60 Hz *☐ 240 VAC, 3 Phase, 50/60 Hz *☐ 220 VAC, 3 Phase, 50/60 Hz *☐ 380/220 VAC, 3 Phase, 50/60 Hz 4 wire☐ 415/240 VAC, 3 Phase, 50/60 Hz 4 wire

***UNIT SHALL BE FIELD CONVERTIBLE TO SINGLE PHASE**

STANDARD FEATURES:

- Two compartments (each holds one 1/3 size x 2.5" deep pan)
- Water Treatment System
- 304 stainless steel exterior
- 316 stainless steel cooking chamber with coved corners
- Heavy gauge stainless steel door with full perimeter gasket
- Positive lock and seal mechanism with spring release door
- Illuminated power switch
- Ready indicator light (175°F preheat)
- Cooking indicator light
- 60 minute electromechanical timer with end of cycle audible alarm
- Removable stainless steel pan supports

OPTIONS & ACCESSORIES AT ADDITIONAL COST

☐ 380 VAC, 3 phase, 50/60 Hz☐ 4" (102 mm) adjustable legs (SSL)☐ Interconnect plumbing for 2 units (factory installed)☐ 415 VAC, 3 phase, 50/60 Hz☐ Stacking kit for (2) units☐ 34" high single unit stand☐ 480 VAC, 3 phase, 50/60 Hz☐ 28" Stand for Double Stacking Unit☐ 23" high double unit stacking stand☐ 600 VAC, 3 phase, 50/60 Hz

STANDARD CONSTRUCTION SPECIFICATIONS

Shall be a Crown model PSEN-2 (two 1/3 size x 2.5" deep pans) counter convection steamer with electric steam generator.

Unit shall be constructed of satin finish 304 stainless steel with a two-piece welded 316 stainless steel cooking chamber with coved corners.

The door shall have a removable inner liner of stainless steel with full perimeter gasket seal, an outer liner of one-piece all welded stainless steel, and a positive lock and seal mechanism. The steamer shall have removable stainless steel pan supports and adjustable leveling feet.

The control housing shall be constructed of stainless steel with a full access removable panel. The controls shall include an illuminated three way power switch (On/Off/De-lime), pilot ready lights, pilot cook lights, 60 minute electric timer with audible alarm at the end of the cooking cycle.

Steam flow to the cooking chamber shall be interrupted when the door is opened and shall be reactivated when door is closed.

Standard features include a de-liming port located at the rear of the unit for easy access to allow cleaning of the generator tank, de-lime mode power setting, automatic blowdown valve, solid state liquid level controls and split water connections for simple hook up to a water treatment system.

The steamer is constructed so that it may be mounted flush to the counter top or on 4" (102 mm) legs (optional). The steamer may also be stacked using a stacking kit.

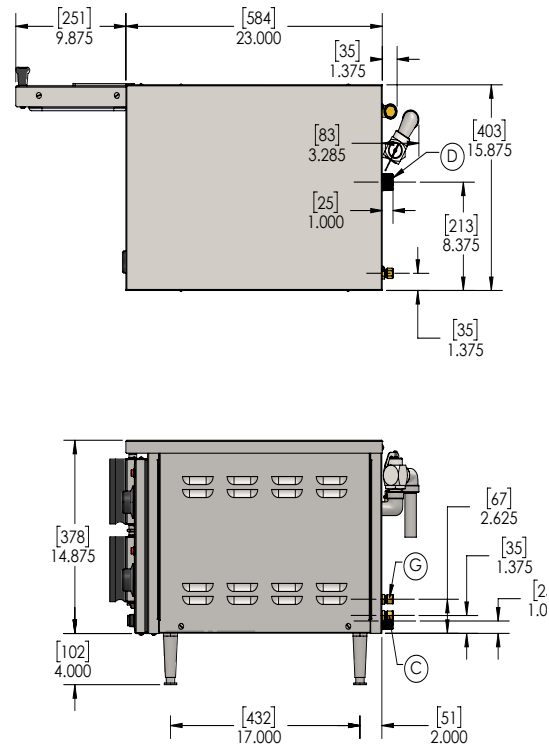
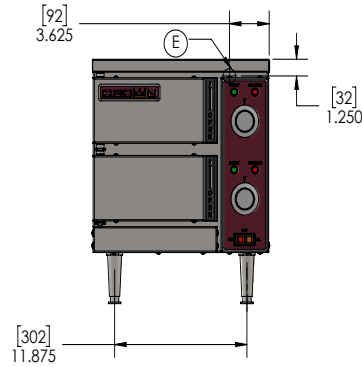
SEE REVERSE SIDE OF SPEC SHEET FOR WATER TREATMENT SYSTEM STATEMENTS



Approval Notes: _____

- ⚡ - ELECTRICAL CONNECTION: Ø 1-1/8" hole for electrical connection. Rating to be as specified on data plate.
- 💧 - DRAIN: 1" IPS piped to open floor drain. No solid connection. Use copper only, 24" length before open air gap opening.
- 💧 - GENERATOR WATER: 3/8" OD tubing at 25-50 psi (170-345 kPa).
- 💧 - CONDENSING WATER: 3/8" OD tubing at 25-50 psi (170-345 kPa).

DIMENSIONS ARE IN INCHES [MM]



ELECTRICAL CHARACTERISTICS

MODEL	kW	AMPS/PHASE									
		208V		220V		240V		380V	415V	480V	600V
		1 PH	3 PH	1 PH	3 PH	1 PH	3 PH	3 PH	3 PH	3 PH	3 PH
PSEN-2	7.5 STANDARD	36	21	34	20	31	18	12	11	9	8

COMPARTMENT PAN CAPACITY

MODEL	PAN	NUMBER OF PANS	Min. Clearance	
			BACK	SIDE
PSEN-2	1/3 SIZE X 2.5" DEEP	1	4"	0.5"

WATER QUALITY STATEMENT

Water is the essential ingredient in steam equipment, water quality is the major factor affecting the performance of your appliance. Crown Steam Group offers a Comprehensive Water Treatment System which exceeds our minimum water requirements. Proof of installation and proper cartridges replacement is required for warranty coverage. Water supply to Crown Steam Group steamers must be within these guidelines.

Total dissolved solids.....	Less than 60 PPM	Chlorine	Less than 1.5 PPM
Total alkalinity	Less than 20 PPM	pH Factor	6.8 - 7.3
Silica.....	Less than 13 PPM		

Water which does not meet these standards should be treated with the installation of Middleby's Water Treatment System. Call 919-762-1000 if you have questions concerning your water meeting these parameters.

*Failure or malfunction of this appliance due to poor water quality is not covered under warranty.

Reference www.crownsteamgroup.com for complete warranty details and instructions.

DISCLAIMER

Terry System Cartridge Changes / Installation – "2-3 gallons of water MUST be purged at each cartridge change or new installation prior to water supply being fed to the steamer. Failure to do so can result in component damage within the steamer which is not covered under warranty. For additional guidance on proper installation, refer to install documentation provided with each Terry System and Replacement Cartridge Set."

**INTENDED FOR COMMERCIAL USE ONLY.
NOT FOR HOUSEHOLD USE.**

