

MODELS

- ☐ FLR-60
- ☐ FLR-80



FLR-60

Note:
Pumps, jars
and spoons
are not in-
cluded in the
base models.

FLR-80



OPTIONS

- ☐ Add suffix "SE" for all stainless exterior
- ☐ Pumps and jar assemblies
- ☐ Lid locking kit (less lock)
- ☐ Casters
- ☐ Legs
- ☐ Individual pumps, jars, hinged jar lids and ladles
- ☐ Dipper well

FEATURES

CONSTRUCTION

- 20 gauge seamless stainless steel top
- 24 gauge painted steel exterior
- Galvanized steel inner liner
- Anti-condensate heaters under stainless top cap
- 2-1/4" foamed-in-place "zero ODP" urethane insulation
- Equipped with leveling legs to correct for unlevel flooring situations
- Floor drain with standard garden hose fitting

LIDS

- Stainless steel
- Hinged with handles
- Heavy-duty replaceable gasket

REFRIGERATION

- Refrigerant: R290
- Self-contained, slide-out, factory tested refrigeration system
- Cold wall evaporator
- Forced draft hermetic condensing unit
- Minimum 4" clearance required between cabinet back and wall
- Temperature range: 10° to -10°F (-12° to -23°C)
- R-factor (insulation efficiency rating): 19.40

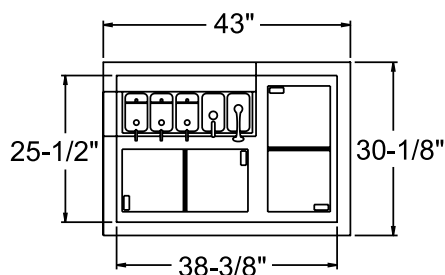
WARRANTY

- Standard limited two year parts and labor
- Additional three year coverage on compressor part

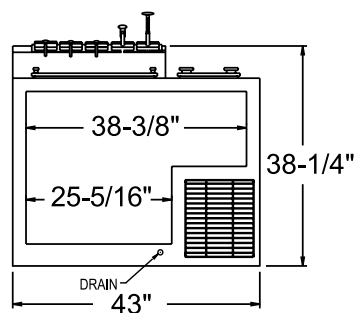
TECHNICAL SPECIFICATIONS

Models	FLR-60	FLR-80
Crated Weight (lbs) (kg)	300 (136)	340 (153)
Crated Height (in) (mm)	46 (1168)	46 (1168)
Crated Width (in) (mm)	57 (1448)	68-1/2 (1740)
Crated Depth (in) (mm)	40 (1016)	40 (1016)
Interior Height (in) (mm)	27 (686)	27 (686)
Interior Display Width (in) (mm)	38-3/8 (975)	49-3/8 (1254)
Interior Storage Width (in) (mm)	25-5/16 (643)	36-3/8 (924)
Interior Depth (in) (mm)	25-1/2 (648)	25-1/2 (648)
Overall Height (in) (mm)	38-1/4 (972)	38-1/4 (972)
Overall Width (in) (mm)	43 (1092)	54 (1372)
Overall Depth (in) (mm)	30-1/8 (765)	30-1/8 (765)
Gross Cubage (CuFt) (L)	12.5 (354)	16.8 (475)
Can Capacity Display *	5	6
Can Capacity Storage *	7	11
Condensing Unit Size	1/4 HP	1/3 HP
Refrigerant	R290	R290
Electrical Characteristics	115/60/1	115/60/1
NEMA Plug Configuration	5-15P	5-15P
Total Amp Draw	3.2	3.6

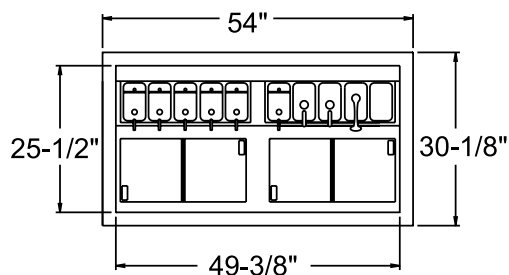
*Can capacities in 9-1/2" diameter, 3 gallon cans



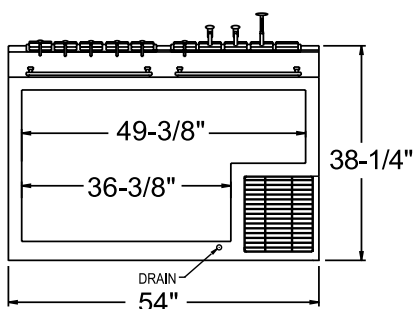
FLR-60 PLAN VIEW



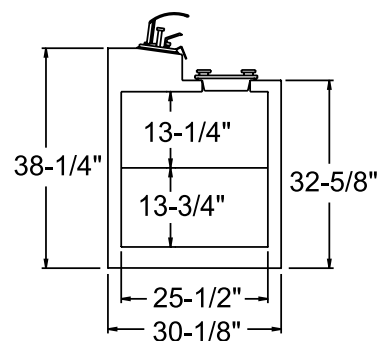
FLR-60 ELEVATION VIEW



FLR-80 PLAN VIEW



FLR-80 ELEVATION VIEW



**SIDE VIEW
BOTH MODELS**

Note: Pumps, jars and spoons are not included in the base models.

LISTINGS



HOOKUP

Via plug in, 8 foot long, flexible 3 wire 14/3 cord with molded plug. 15 amp service is recommended.



BID SPECIFICATIONS

Item no. FLR-_____

Provide_____ ()

Flavorail Ice Cream Dipping
Cabinet(s), Master-Bilt model no.
FLR_____.

Cabinet to feature textured finish
on exterior with galvanized steel
interior.

Other standard features include

anti-condensate heaters under
stainless top cap, 21/4" foamed-in-
place "zero ODP" urethane
insulation and stainless steel lids
hinged with handles. Standard
leveling legs provided to correct
for unlevel flooring situations.

The refrigeration system is to
be self-contained and use R290

refrigerant. The temperature range
will be 10° to -10°F (-12° to -23°C).

Cabinet to have standard limited
two year parts and labor with
additional three year coverage on
compressor part.

Cabinet to be UL, C-UL and NSF
listed.

NOTE: Cabinets designed for optimum performance in air-conditioned area at 75°F ambient and 55% relative humidity.