



BEVERAGE-AIR®

PROJECT: _____
 ITEM # _____ QTY: _____
 MODEL # _____
 AIA # _____ SIS # _____
 APPROVED: _____

BAR EQUIPMENT - BACK BAR REFRIGERATOR

Model: BB36HC-FG-B

FOOD-RATED / GLASS DOORS

7 YEAR WARRANTY
Parts, Labor, and Compressor

CABINET CONSTRUCTION

- Exterior features durable black painted steel
- Stainless steel interior
- Full electronic control
- 1" Stainless steel top standard
- ADA compliance (standard height)
- Self-closing doors with 120° stay-open feature
- Door locks
- Magnetic door gaskets provide positive door sealing
- LED lighting
- Certified for open food product
- Two (2) epoxy coated wire shelves
- Compressor standard on left side
- Balanced, forced air refrigeration system provides rapid chilling of product



OPTIONS & ACCESSORIES

- Right side compressor location (-ALT) (specify at time of unit order)
- Wine model (40°-60° models)
- Wire shelf divider
- Additional shelves
- Additional shelf clips
- 3" or 6" Casters
- 6" Black legs
- Remote option* (see note on back on page)

REFRIGERATION SYSTEM

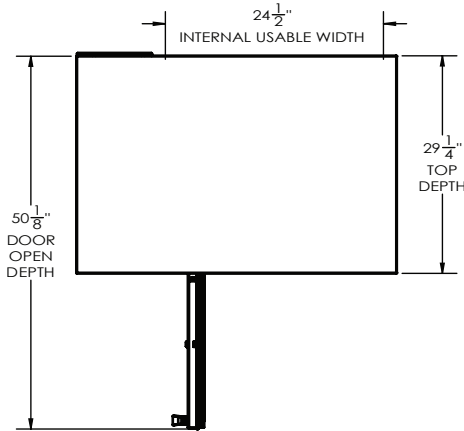
- Uses environmentally friendly, energy efficient R290 refrigerant, and meets all regulatory requirements for CARB, SNAP, DOE & more
- Adaptive defrost
- Epoxy coated evaporator coil
- Maintains product temperature between 36°F and 38°F



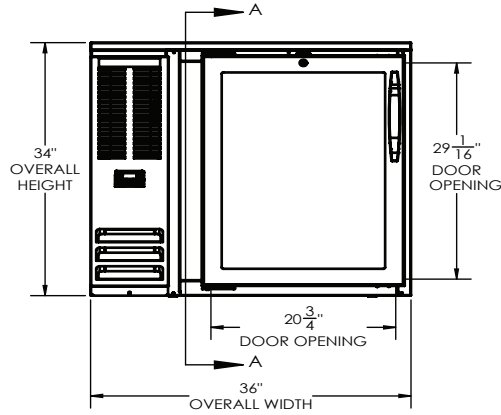
BEVERAGE-AIR®

Back Bar Refrigerator Model: BB36HC-FG-B

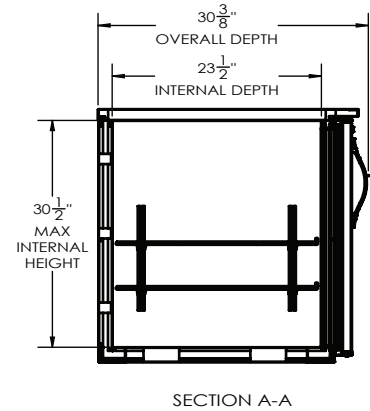
PLAN VIEW



ELEVATION VIEW



SIDE VIEW



HEIGHT OPTIONS

| OPTIONS | HEIGHT |
|----------------------|--------|
| Standard Floor Mount | 34" |
| 3" Casters | 37" |
| 6" Casters | 40" |

EXTERNAL DIMENSIONAL DATA

| | |
|-------------------------------|--------------------|
| Width Overall (in) | 36" |
| Depth Overall (in) | 30 3/8" |
| Height Overall (in) | 34" |
| Number of Doors | 1 |
| Depth with Door open 90° (in) | 50 1/8" |
| Door Openings (in) | 20 3/4" x 29 1/16" |

INTERNAL DIMENSIONAL DATA

| | |
|------------------------------|---------|
| NET Capacity (cubic ft.) | 10.162 |
| Internal Width Useable (in) | 24 1/2" |
| Internal Depth Overall (in) | 23 1/2" |
| Internal Height Overall (in) | 30 1/2" |
| Number of Shelves | 2 |
| Number of 1/2 Kegs | 1 |

*NOTE: Remote units are field wired and come with 6" legs.
Refrigerant must be specified at time of order.

We reserve the right to change specifications and product design without notice. Such revisions do not entitle the buyer to corresponding changes, improvements, additions or replacements for previously purchased equipment. Dimensional tolerances +/- 1/4". Metric dimensions (MM).

ELECTRICAL DATA

| | |
|---------------------|----------|
| Full Load Amps | 3 |
| Voltage | 115/60/1 |
| Nema Plug (8' cord) | 5-15P |

REFRIGERATION DATA

| | |
|---------------------------|--------------------|
| Horsepower | 1/4 |
| Capacity (BTU/Hr) | 1702 |
| Heat Rejection (BTU/Hr) | 2553 |
| Charge (lbs/grams/ounces) | 0.1212 / 55 / 1.95 |

SHIPPING DATA

| | |
|-----------------------|----------|
| Gross Weight - Crated | 244 lbs. |
| Height - Crated (in) | 42 3/16" |
| Width - Crated (in) | 38 3/4" |
| Depth - Crated (in) | 33 3/8" |



ELECTRICAL CONNECTION

115/60/1
NEMA 5-15P
Unit pre-wired at factory and include 8' long cord and plug set.

3779 Champion Blvd., Winston-Salem, NC 27105 | 888-845-9800 | Fax: 336-245-6453 | Beverage-Air.com | Sales@bevair.com

Date Issued 8/25 | Printed in U.S.A.