

Fusion

MD 85"H Self-Service Refrigerated Doored Case Self-Contained


Structural Concepts®

DELIVERING FRESH. ALWAYS.™

- **MD485DR** 50-1/4"L x 37-1/8"D x 85-1/2"H
- **MD685DR** 74-1/4"L x 37-1/8"D x 85-1/2"H

Included

- Breeze self-contained refrigeration
- 1 year parts & labor warranty, 5 year compressor warranty
- Glass swinging front doors
- Hydrocarbon refrigerant (R290)
- LED top & shelf lights
- MD485DR - 2 Doors
- MD685DR - 3 Doors
- Stainless steel rear exterior
- Warmest average product temperature of 40°F or less



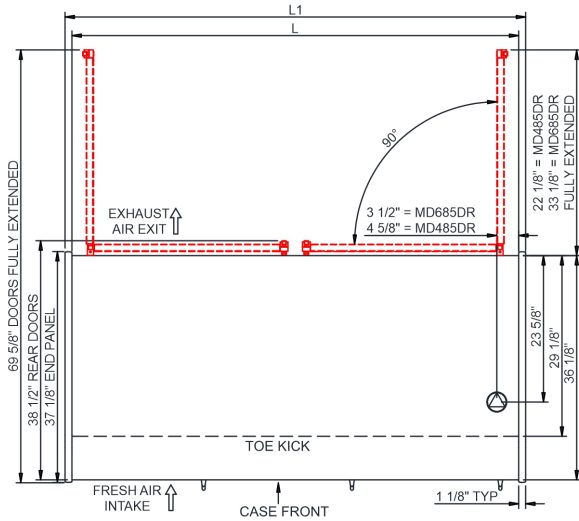
MD485DR Shown With Optional French Doors

Specify	Standard Features	Additional Options
EXTERIOR COLOR	• Powder coated Silversan Black	• Powder coated (stock/non-stock colors)
INTERIOR COLOR	• Powder coated Silversan Black	• Stainless steel
LOWER FRONT PANEL COLOR	• Powder coated Silversan Black	• Powder coated (stock/non-stock colors)
BASE SUPPORT	• Casters w/ levelers (self-cont.)	
BUMPER FRONT	• 1" Boston bumper (specify color)	• 1" Stainless steel plate rail bumper
END PANELS	• Full w/stainless steel mirror interior	• Cutaway w/glass • None (specify per line-up)
FRONT DOORS	• Left hand hinge (customer facing)	• French doors • Right hand hinge (customer facing)
HEADER	• Flat header	
PRICE TAG MOLDING	• None	• Universal price tag molding (clear w/ open top)
REAR DOORS	• None (solid back panel)	• Solid rear swinging door(s) w/lock
SHELVING	• (5) Lighted solid shelves	• (4) Lighted solid shelves (required for milk crate drip pans)
LIGHTS	• LED 3500K w/ frosted lens	
ELECTRICAL CONNECTION	• 6' Straight blade power cord (self-cont.)	• 6' Locking power cord (self-cont.)
REFRIGERATION	• Breeze self-contained refrigeration	
ACCESSORIES		1 • Stainless steel milk crate drip pans

Option Notes: 1 - N/A with (5) shelves

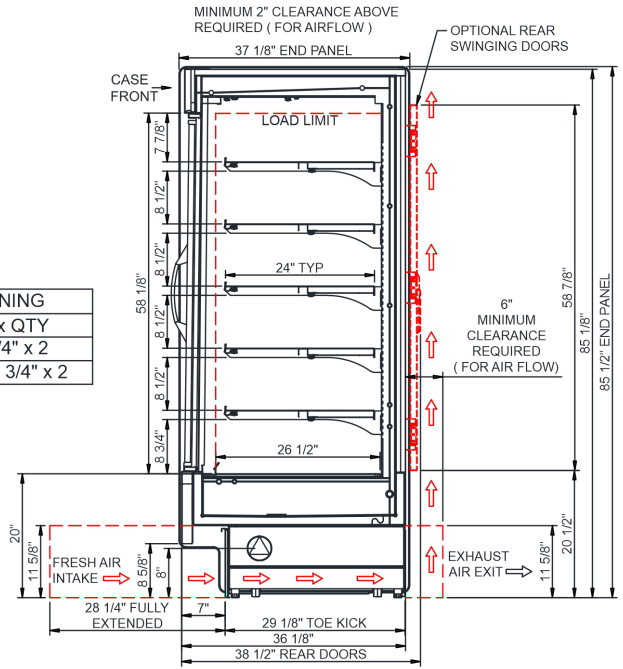
Intended Environment: Type I - Designed to operate in ambient conditions of 75°F with 55% relative humidity unless noted otherwise in system information below.		
Zone	Intended Product To Be Displayed	Warmest Avg Prod Temp ° F
1	Packaged / unpackaged refrigerated products	40

PLAN VIEW



NOTE:
1. SELF-CONTAINED REFRIGERATION ACCESS ONLY BY PULLING OUT CONDENSER DRAWER.

SIDE VIEW



REAR DOORS OPENING		
MODEL	WD x HT x QTY	
MD485DR	17" x 57 3/4" x 2	
MD685DR	28 5/8" x 57 3/4" x 2	

NOTE: ALL DIMENSIONS APPROXIMATE

- ELECTRICAL JUNCTION BOX (SUPPLIED WITH 6" LEADS OR POWER CORD).
- LOCATION OF DRAIN TUBE FOR REMOTE REF. ONLY (SUPPLIED WITH 3/4" OR 1 1/2" PVC TUBE).

- REFRIGERATION LINE CONNECTION.
- REMOTE FLOOR SINK & UTILITIES ACCESS AREA.

- SELF-CONTAINED CASE SERVICE ACCESS AREA.
- DRY CASE SERVICE ACCESS AREA.

Model Technical Specifications															
Model	L"	L1"	L2"	System Circuit Volts		Phs	Freq	Amps ***	Watts	Wires	NEMA Plug	SST	Conv. Rack BTUH	Para. Rack BTUH	Est Wt
MD485DR	48.00	50.25	.00	Self-Contained (R290)	Circuit #1	110-120	1	60	10.73	1,014	2+G	5-15P or L5-15P	N/A	N/A	N/A
MD685DR	72.00	74.25	.00	Self-Contained (R290)	Circuit #1	110-120	1	60	11.18	1,070	2+G	5-15P or L5-15P	N/A	N/A	N/A

*** Does not include electric defrost on freezer models.

Regulatory Approvals:	
All Models	Accordance with AHRI Std 1200 ETL Listed to UL 471 ETL Listed to CAN/CSA 22.2 No. 120 ETL Sanitation to NSF/ANSI 7



In Accordance with
AHRI Std 1200

DOE 2017
Energy Efficiency
Compliant

Important Notes:

- Units must be shimmed during installation to ensure the unit is level and plumb.
- ⚠ WARNING:** This product can expose you to chemicals, including Urethane (Ethyl Carbamate), which are known to the State of California to cause cancer and birth defects or other reproductive harm. For more information go to www.P65Warnings.ca.gov.