



BEVERAGE-AIR

Project: _____	AIA#
Item: _____	
Location: _____	SIS#
Approved: _____	

MMR12HC GLASS DOOR MERCHANDISER SERIES- ELECTRONIC LOCK

MARKETMAX REFRIGERATOR WITH ELECTRONIC LOCK

MMR12HC White Hinged Single Glass Door
Hydrocarbon Series

MODEL:
MMR12HC-1-W-IQ



7 Year Parts/Labor Warranty
7 Year Compressor Warranty

CABINET CONSTRUCTION

- Exterior features durable white painted steel
- Heavy duty interior construction includes white coated steel walls
- Modern one-piece grille
- Full electronic control
- Refrigerators has double pane lowE argon filled glass door
- Self-closing door with 120° stay-open feature
- Snap-in gaskets, easy to remove for cleaning or replacement
- LED lighting
- Four (4) heavy duty epoxy coated wire shelves
- Four (4) shelf clips included per shelf
- Bottles and cans only
- Self-contained bottom mount refrigeration system
- Leveling feet standard

OPTIONS & ACCESSORIES

- Stainless steel or black exterior
- Stainless steel or black interior
- Shelves black or white
- Shelf clips
- Gravity-Flo track
- Flow track
- Price tag molding
- 3" or 6" Casters
- 6" Legs or seismic/flanged legs
- Remote option* (see note on back on page)

ELECTRONIC SMART LOCK FEATURES

- Secure temperature-sensitive product for worry-free operation
- LED indicator to quickly view status
- Easy-access test switch for health inspectors
- Built-in safety feature allow escape in case of accidental lock-in

REFRIGERATION SYSTEM

- Uses environmentally friendly, energy efficient R290 refrigerant, and meets all regulatory requirements for CARB, SNAP, DOE & more
- Non-electric defrost with hot gas condensate evaporation
- Epoxy coated evaporator coil
- Maintains product temperatures between 36°-38°F



Please verify qualifying units by visiting:
www.energystar.gov/cfs

3779 Champion Blvd., Winston-Salem, NC 27105
1-888-845-9800 Fax: 1-336-245-6453
Beverage-Air.com Sales@bevair.com



BEVERAGE-AIR®

Glass Door Merchandisers - Electronic Lock Model: MMR12HC-1-W-IQ

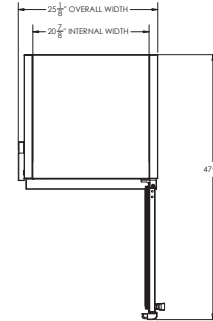
MODEL	MMR12HC-1-W-IQ
EXTERNAL DIMENSIONAL DATA	
Width Overall (add 1 ¼" for electronic lock)	25 ½"
Depth Overall with Handle	25 ¾"
Height Overall	62 ½"
Number of Doors	1
Depth with Door Open 90°	47 ¾"
Door Opening (in)	20 ⅞" x 48 ½"
INTERNAL DIMENSIONAL DATA	
NET Capacity (cubic ft.)	12.06
Internal Width Overall (in)	20 ⅞"
Internal Depth Overall (in)	18 ⅞"
Internal Height Overall (in)	41 ⅞"
Number of Shelves	4
ELECTRICAL DATA	
Full Load Amperes	2.0
Voltage	115/60/1
Nema Plug (8' cord)	5-15P
REFRIGERATION DATA	
Horsepower	1/6
Capacity (BTU/Hr)	1010
Heat Rejection (BTU/Hr)	1515
Charge (lbs/grams/ounces)	0.1653 / 75 / 2.6
WEIGHT DATA	
Gross Weight - Crated	232 lbs
Height - Crated	70"
Width - Crated	26"
Depth - Crated	27"

*NOTE: Remote units are field wired and come with 6" legs.
Refrigerant must be specified at time of order.

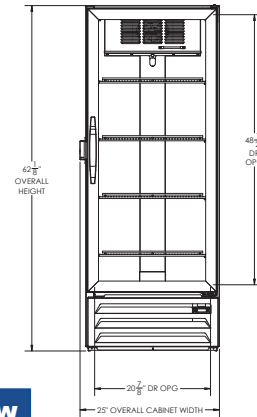
We reserve the right to change specifications and product design without notice. Such revisions do not entitle the buyer to corresponding changes, improvements, additions or replacements for previously purchased equipment. Dimensional tolerances +/- 1/4". Metric dimensions (MM).

Model Views

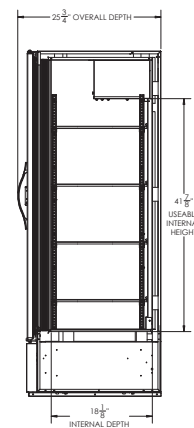
Required Clearance: Top 6", Rear 3"



PLAN VIEW



ELEVATION VIEW



SIDE VIEW

ELECTRICAL CONNECTION



115/60/1
NEMA 5-15P

Unit pre-wired at factory
and include 8' long cord
and plug set.

