



BEVERAGE-AIR®

PROJECT: _____
ITEM # _____ QTY: _____
MODEL # _____
AIA # _____ SIS # _____
APPROVED: _____

VISTA® BOTTOM MOUNT REACH-IN FREEZER

Model: FB49HC-1G

GLASS DOORS



7 YEAR WARRANTY Parts, Labor, and Compressor

CABINET CONSTRUCTION

- Stainless steel front and grille, gray painted sides
- Gray painted aluminum interior
- Full electronic control
- LED lighting
- Self-closing door with 120° stay-open feature, on spring-loaded hinges
- One-piece grille allow easy removal/installation for preventative maintenance
- Six (6) heavy duty epoxy coated wire shelves standard
- 6" Casters standard with (2) brakes



OPTIONS & ACCESSORIES

- Epoxy shelves (5 max per section)
- Shelf clips
- 3" Casters or 6" legs
- 6" Flanged/seismic feet
- Door lock
- Remote option* (see note on back page)

REFRIGERATION SYSTEM

- Uses environmentally friendly, energy efficient R290 refrigerant, and meets all regulatory requirements for CARB, SNAP, DOE & more
- Adaptive defrost
- Epoxy coated evaporator coil
- Maintains product temperatures of 0° F and below

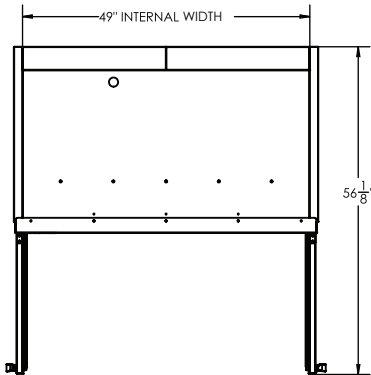


BEVERAGE-AIR®

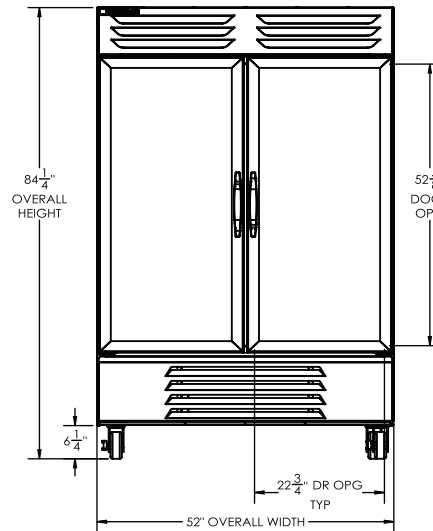
Vista® Bottom Mount Freezer

Model: FB49HC-1G

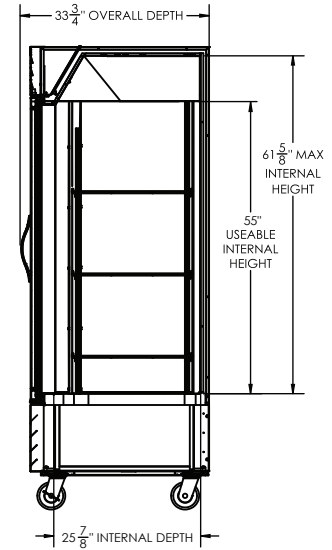
PLAN VIEW



ELEVATION VIEW



SIDE VIEW



EXTERNAL DIMENSIONAL DATA

Width Overall (in)	52"
Depth Overall (in)	33 3/4"
Height Overall (in)	84 1/4"
Number of Doors	2
Depth with Door open 90° (in)	56 1/8"
Door Openings (in)	22 3/4" x 52 5/8"

INTERNAL DIMENSIONAL DATA

NET Capacity (cubic ft.)	46.2
Internal Width Useable (in)	49"
Internal Depth Overall (in)	25 7/8"
Internal Height Overall (in)	61 5/8"
Number of Shelves	6

ELECTRICAL DATA

Full Load Amps	13.9
Voltage	115/60/1
Nema Plug (8' cord)	5-15P

REFRIGERATION DATA

Horsepower	(2) 3/4
Capacity (BTU/Hr)	(2) 2097
Heat Rejection (BTU/Hr)	6291
Charge (lbs/grams/ounces)	(2) 0.2094 / 95 / 3.35

SHIPPING DATA

Gross Weight - Crated	564 lbs.
Height - Crated (in)	85"
Width - Crated (in)	54"
Depth - Crated (in)	36"

*NOTE: Remote units are field wired and come with 6" legs.
Refrigerant must be specified at time of order.

We reserve the right to change specifications and product design without notice. Such revisions do not entitle the buyer to corresponding changes, improvements, additions or replacements for previously purchased equipment. Dimensional tolerances +/- 1/4". Metric dimensions (MM).



ELECTRICAL CONNECTION

115/60/1
5-15P

Unit pre-wired at factory
and include 8' long cord
and plug set.

3779 Champion Blvd., Winston-Salem, NC 27105 | 888-845-9800 | Fax: 336-245-6453 | Beverage-Air.com | Sales@bevair.com

Date Issued 9/25 | Printed in U.S.A.