



IQ 200C 115 V / 60 Hz

SELF-CONTAINED GRANULAR ICE MACHINE

FEATURES

- ▶ PRODUCES DRY GRANULAR ICE
- ▶ THE MOST EFFICIENT EVAPORATOR OF THE MARKET, LOWER ENERGY CONSUMPTION AND HIGHER ICE PRODUCTION
- ▶ EVAPORATOR WITHOUT GASKETS OR SEALS
- ▶ STAINLESS STEEL AUGER WITH RESILIENT COATING TO MAXIMIZE LIFESPAN
- ▶ POWERFUL SPEED REDUCER ON TOP
- ▶ ELECTROMECHANICAL CONTROL SYSTEM
- ▶ STIF: STRONG INOX FRAME. SOLID MACHINE STRUCTURE IN 4 COLUMNS WITH AISI 304 STAINLESS STEEL FRAME
- ▶ STRONGEST DOOR IN THE MARKET. MADE OF STAINLESS STEEL. OPENING AND DAMPING SYSTEM PATENTED BY ITV
- ▶ FRONT VENTILATION CONCEPT: FRONTAL IN-OUT AIR SYSTEM ALLOWS 'BUILT IN' MACHINES
- ▶ CLEANING SWITCH: ALLOWS CIRCULATION OF WATER WITH DESCALING PRODUCT (CALKLIN OR SIMILAR) WITHOUT COOLING
- ▶ EASI: EASY ACCESS FOR SERVICE & INSTALLATION. ALL PANELS CAN BE DISASSEMBLED SEPARATELY
- ▶ ON/OFF LIGHTED ROCKER SWITCH IN FRONT PANEL
- ▶ TROPICALIZED MACHINES (T CLASS) / HEIGHT ADJUSTABLE LEGS FROM 105MM TO 155MM



! THE INSTALLATION OF AN ANTI-SCALE FILTER AND PERIODIC CLEANING ARE ADVISED IN AREAS WITH MEDIUM OR HIGH LIMESCALE CONTENT (HARD WATER)

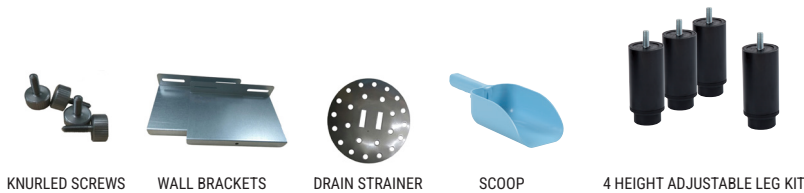


	24 H lbs	70°F/21°C 50°F/10°C	90°F/32°C 70°F/21°C	STOCK	in (mm)	in (mm)	
	lbs (Kg)	lbs (Kg)	lbs (Kg)	in (mm)	in (mm)		
IQ 200C A	220 (100)	140 (64)	44 (20)	Width 18.31"(465)	Width 20.67"(525)		DRY GRANULAR ICE 20% RESIDUAL WATER CONTENT
IQ 200C W	225 (102)	145 (66)		Depth 23.43"(595)	Depth 25.40"(645)		
				Height 31.11"(790)*	Height 36.23"(920)		

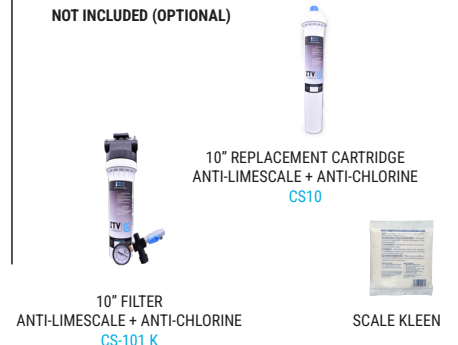
* WITH LEGS 35.24"/37.21"

ACCESSORIES

INCLUDED

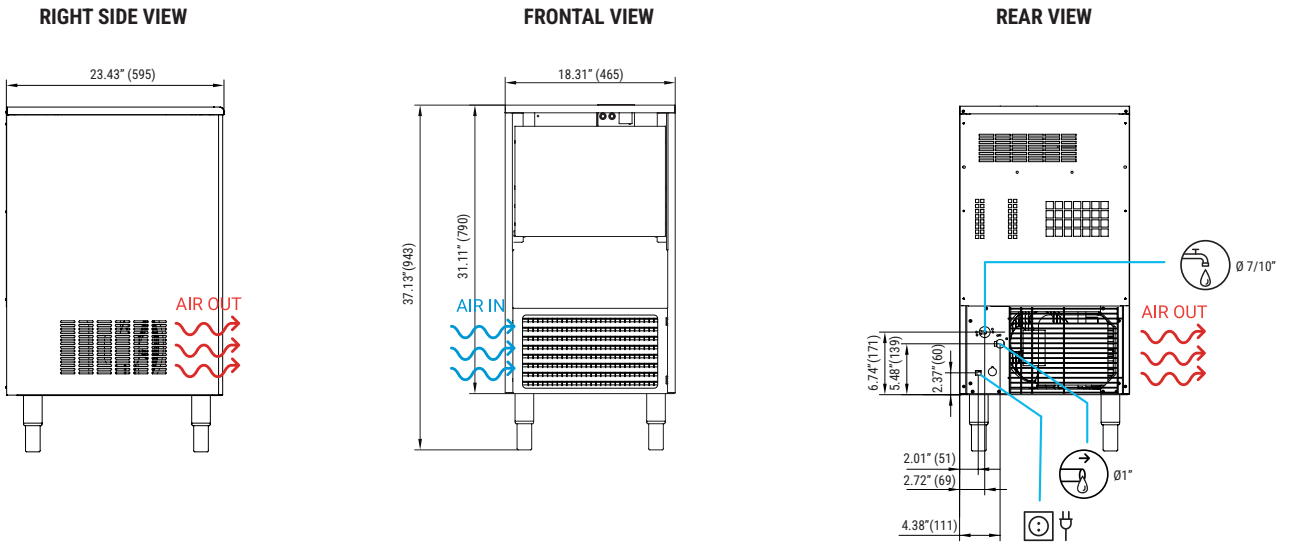


NOT INCLUDED (OPTIONAL)



TECHNICAL SCHEME

IQ 200C



* All dimensions in inches (and mm)

OPERATING CONDITIONS

PRODUCTION (LBS) 60Hz

V	Hz	ph	IQ 200C AIR COOLED					IQ 200C WATER COOLED				
			50° 10°	60° 15°	70° 21°	86° 30°	50° 10°	60° 15°	70° 21°	86° 30°		
115	60	1N	235	218	191	164	240	223	198	170		
			220	202	168	141	225	207	174	146		
			200	175	140	120	205	179	145	124		
			177	150	118	97	181	153	122	100		

MODELS	Temp. Ev. (°F)	ASHRAE CONDITIONS (BTU/h)	(W)	(W) 109°F	(AWG/mm²) (n.)	FUSE	100lbs 90°F / 70°F (Kwh/100 lbs)	gal 100lbs (l/h)	HEAT REJECTED (BTU/h)	(W)	(lbs)	(lbs)		
IQ 200C A	14°	3,115	913	533	14/1.5	3	10	12	1.1	4.2	2,429	712	128	139
IQ 200C W	14°	3,115	913	533	14/1.5	3	10	12	4.5	17	2,429	712	128	139



ITV Ice Makers, Inc.
 9550 Satellite Blvd, Suite 100
 Orlando, FL 32837
 Phone: 1 407 826 1860 | Fax: 1 407 826 1861
 Toll Free: 1 888 488 1423
 sales@itvice.com | www.itvice.com



SERVICE
 service@itvice.com
 Skype: service@itvice.com
 PHONE: +1 888 488 1423
 FROM 8AM TO 5PM EST

WARRANTY:
 ICE MAKERS - 3 YEARS PARTS AND LABOR
 EVAPORATOR - 5 YEARS PARTS AND LABOR
 COMPRESSOR - 5 YEARS PARTS



Intertek

