



# DISHTABLE MODS

## Dishtable Modifications & Accessories



DTA-95




DTA-87



DTA-82



DTA-45



### MODIFICATIONS

K-23	Welded Set-Up/Cratered
K-24	Shell Crating
K-37	Anti-Siphon Vacuum Breaker Hole
K-57	Welded Field Joint (Welded In Field By Others)
K-76	Paint On Sound Deadening
K-77	Splash Cut-Out (Pipe Chase)
K-440	Waste Trough Installation Welded Into Table And Furnished With A 2" Deep Removable Basket
K-452	Control Bracket 8" x 12"
K-453	Control Bracket 14" x 16"
K-454	Side Splash
K-456	Scrap Block Installed (Includes Rubber Scrap Block)
K-460	Disposal Cone Welded Into Table And Furnished With 8" x 12" Control Bracket & Faucet Holes (Supplied By Others)
K-460A	Installation Of Disposal Cone With 14" x 16" Control Bracket, Faucet Holes (Cone Supplied By Others)
K-461	Disposal Collar Welded Into Sink Bowl And Furnished With 8" x 12" Control Bracket (Supplied By Others)
K-461A	Disposal Collar Welded Into Sink Bowl And Furnished With 14" x 16" Control Bracket (Supplied By Others)
K-472	Special Faucet Hole Location
K-495	Turn Down Backsplash (Incl. 2 Brackets. See K-397 For Add'l Sets)
K-508A	Special Modification Charge
K-550	Stainless Steel Tubular Rack Storage
DTA-40	Drain Hole (For Sorting Table)

DTA-45	Scrap Trough Welded To Dump Sink - Min. Scrap Trough Length Is 3'. Max. Length Is 8'. For 20" x 20" x 8" Bowl Spec-Line Soil S30 Series Only. - Consult Factory For Trough Lengths Exceeding 8 Feet
DTA-46	Inside Mitered Corner
DTA-66	Provision For Dishlanding On Straight Soil Table (Min 4")
DTA-70	Install Booster Heater Brackets (Brackets By Others)
DTA-72	Provision For Side Loader
DTA-75	Provision For Limit Switch (Limit Switch By Others)
DTA-76	Move Prerinse Sink To Conform To Dishmachine Requirements. Please Specify Machine When Placing Order
DTA-78	Notch In Backsplash Return To Clear Handle Please Specify Machine When Placing Order
DTA-81	S/S Welded Leg Assembly with S/S Feet
DTA-82	15" x 20" x 8" Undercounter Dump Sink
DTA-84	Simple Pass-Thru (Specify Wall Thickness - Min. Length 36")
DTA-87	Pass-Thru Wall Frame (Specify Wall Thickness - Min. Length 36")
DTA-95	Install Scrapper Top
DTA-96	Install Trough Collector
DTA-99A	16" x 20" x 12" Sink Bowls
DTA-99B	20" x 20" x 12" Sink Bowls
DTA-99C	10" x 14" x 5" Dump Sink
DTA-99D	18" x 24" x 14" Sink
DTA-99E	24" x 24" x 14" Sink
DTA-106	Mirror Highlight To Dishtable Upgrade

### ACCESSORIES

K-4	Lever Drain Bracket
K-5	Twist Handle Operated Drain
K-15	Twist Handle Operated Drain With Overflow
K-397	Wall Brackets (2 Each. Brackets Included With K-495)
K-455C	Stainless Steel Sink Cover 16" x 20"
K-455E	Stainless Steel Sink Cover 20" x 20"
K-457	Replacement Rubber Scrap Block (See K-456 For Install Cost)
K-475	Replacement S/S Leg With Stainless Steel Bullet Foot
K-478	Replacement Stainless Steel Bullet Foot
K-488	Flanged S/S Bullet Foot
K-550	Stainless Steel Tubular Rack Storage
K-610	Perforated Stainless Steel Sink Grid (Specify Bowl Size)
K-700D	12" High Removable Side Splash For Dishtables (Specify Model)
DTA-53	SPEC-LINE Heavy Duty Prerinse Faucet
DTA-51	Pre-Rinse Slide Bar for 18" x 24" Fab. Sink Bowls

DTA-52	Pre-Rinse Slide Bar for 24" x 24" Fab. Sink Bowls
DTA-55	Column Notch (Includes Splash)
DTA-56	Add'l Length On 59" Side Of Corner Or Straight Tables
DTA-58	Pre-Rinse Basket w/ Slide Bar for 18" x 24" Fab. Sink Bowls
DTA-59	Pre-Rinse Basket w/ Slide Bar for 24" x 24" Fab. Sink Bowls
DTA-60	Prerinse Slide Bar for 20" x 20" Fab. Sink Bowls
DTA-62	Prerinse Basket For 20" x 20" Deep Drawn Bowls
DTA-63	Prerinse Slide Bar For 20" x 20" Deep Drawn Bowls
DTA-64	Prerinse Slide Bar For 16" x 20" Fab. Sink Bowls
DTA-65	Prerinse Slide Bar For 16" x 20" Deep Drawn Bowls
DTA-67	Stainless Steel Rear Cross-Bracing (Factory Installed Only)
DTA-69	Prerinse Basket For 16" x 20" Deep Drawn Bowls
DTA-100	Prerinse Basket with Slide Bar for 20" x 20" Fab. Sink Bowls
DTA-125	Prerinse Basket with Slide Bar for 16" x 20" Fab. Sink Bowls

# ADDITIONAL DISHTABLE ACCESSORIES

For More Faucet Options & Faucet Specs,  
See Faucet Specifications



Conforms To NSF 61/9 Lead Free Requirements

**CA Prop 65 WARNING:** This product may contain a chemical known to the state of California to cause cancer, birth defects or other reproductive harm.

## Prerinse Baskets with Welded Slide Bar For Fabricated Bowls


Model #	Fits Bowls	Wt.	Cu.
DTA-125	16" x 20" x 4"	9 lbs.	1
DTA-100	20" x 20" x 4"	12 lbs.	1
<b>Large Size Baskets</b>			
DTA-58	18" x 24" x 4"	11 lbs.	1
DTA-59	24" x 24" x 4"	20 lbs.	1



DTA-100 Shown


## Prerinse Slide Bars For Fabricated Bowls

Model #	Fits Bowls	Wt.	Cu.
DTA-64	16" x 20"	7 lbs.	1
DTA-60	20" x 20"	9 lbs.	1
<b>Large Size Prerinse Slide Bars</b>			
DTA-51	18" x 24"	8 lbs.	1
DTA-52	24" x 24"	10 lbs.	1



## Prerinse Baskets with Welded Slide Bar For Deep Drawn Bowls


Model #	Fits Bowls	Wt.	Cu.
DTA-69	16" x 20" x 4"	9 lbs.	1
DTA-62	20" x 20" x 4"	12 lbs.	1



DTA-62 Shown

## Prerinse Slide Bars for Deep Drawn Bowls

Model #	Fits Bowls	Wt.	Cu.
DTA-65	16" x 20"	7 lbs.	1
DTA-63	20" x 20"	9 lbs.	1



## Add-A-Faucet for Prerinse Faucets (DTA-53/K-116)

K-117

12" Spout



## Splash Mounted Faucet EXTRA HEAVY DUTY

K-119

8" O.C.

16" Spout



## Splash Mounted Faucet

K-101

8" O.C.

8" Spout



## SPEC-LINE EXTRA HEAVY DUTY

### Prerinse Faucet

DTA-53  
8" O.C.

Wall Bracket Included

Splash Mounted



Interchangeable with T&S Brand Faucets  
T&S Equivalent = B133-B

### Prerinse Faucet



K-116  
8" O.C.

Wall Bracket Included

Splash Mtd.



## Stainless Steel Sink Compartment Covers

K-455

16" x 20" Cover  
or  
20" x 20"  
Specify Size



## Lever Operated Drain

K-5



Twist Handle 2" IPS

## Lever Drain Support Bracket

K-4



## INDIVIDUAL Stainless Steel Legs with Stainless Steel Adjustable Bullet Feet

K-475

