



Your Solutions Partner

# Specifications

F.O.B. Sedalia, Missouri 65301



613-G2

(shown with optional casters)

## OPTIONS:

- ☐ Stainless steel interior
- ☐ Stainless steel back enclosure panel
- ☐ Seismic feet
- ☐ Common gas manifold
- ☐ 48" flexible disconnect, w/restraining device
- ☐ Down draft hood
- ☐ Flue deflector
- ☐ Casters
- ☐ Double stack—shipped assembled
- ☐ Extra oven racks
- ☐ Prison package—tamper proof screws, lexan hinged cover with lockable clasp
- ☐ Extended warranty

## Approval Stamp(s):

### PRODUCT INFORMATION:

PROJECT: \_\_\_\_\_

ITEM: \_\_\_\_\_

QUANTITY: \_\_\_\_\_

MODEL:

### Duke Convection Ovens

### Double Deck—Standard Depth—Gas

- 613-G2 Double deck, standard depth

### STANDARD FEATURES

- 6 racks/13 rack positions
- Porcelain interior finish
- 65/35 stainless steel dependent doors - chain driven
- Double pane glass in 65 door
- 8" angular painted legs/adjustable feet
- 2 speed motor

### OVEN SECTION

- Stainless steel front, sides and top
- 1 ½" insulation on bottom, sides and back
- 3" insulation on top
- Interior Lights

### BURNER SYSTEM

- 40,000 BTU - each oven
- High output atmospheric burner system
- Main gas shut off valve
- Built-in gas regulator

### OVEN CONTROLS

- ☐ "V"—Basic snap action thermostat (200°-500°F), 60 minute electric dial timer with continuous sound buzzer, 2-speed fan
- ☐ "XX"—Solid state digital time and temperature controls, 12-hour countdown timer, **Cook and Hold** feature, 2-speed fan, Pulse fan capability

DUKE MANUFACTURING CO.

2305 N. Broadway

St. Louis, MO 63102

800.735.3853 Toll Free

314.231.5074 Fax

www.dukemfg.com

SS-1071-613 G2-Double-Gas

Certifications



Specification subject to change



**WARNING** For CA residents: go to [www.dukemfg.com/prop65](http://www.dukemfg.com/prop65) for prop 65 warning

DUKE CONVECTION OVENS - DOUBLE - STANDARD DEPTH - GAS

Catalog No. DCO-GASDS

A.I.A. File No. 35-C-13

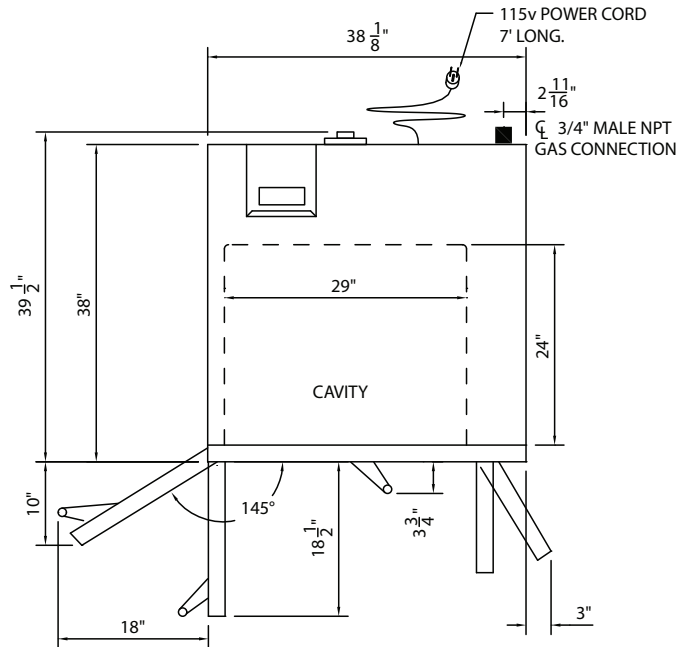
REV E 07/21/2023

# DUKE CONVECTION OVENS

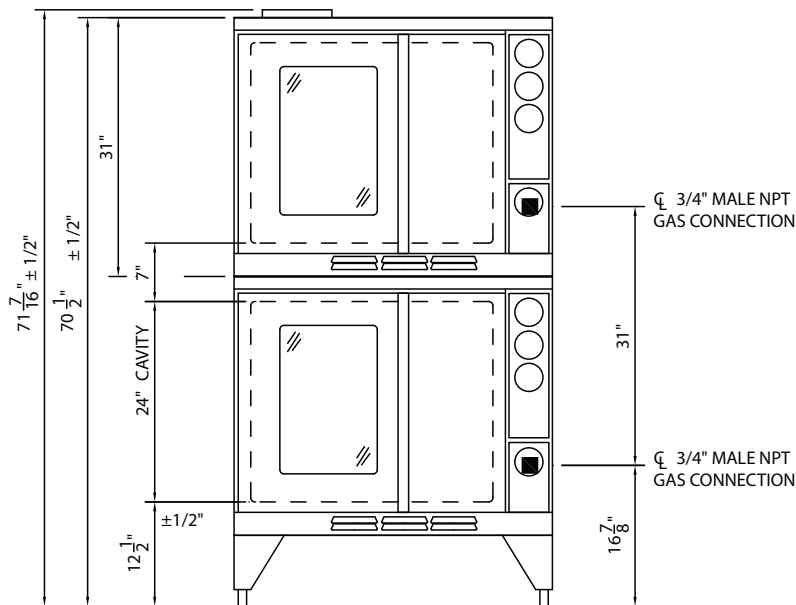
## DOUBLE DECK—GAS—STANDARD DEPTH

A.I.A. File No. 35-C-13

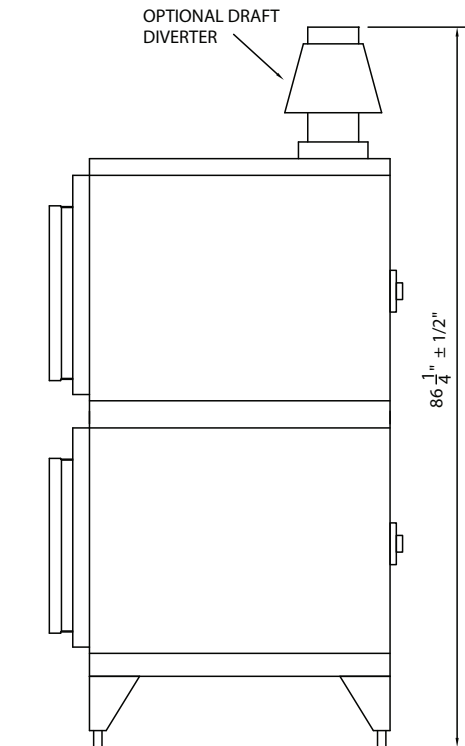
Catalog No. DCO-GASDS



TOP VIEW



FRONT VIEW



RIGHT SIDE VIEW

Gas Specifications		
613-G2	BTU/Hour	40,000
Regulated gas pressure required 3.5"WC natural /10" WC propane		
Combustible surface clearance - 1" side, 1" rear, 6" floor		
● Gas connection		
3/4" Gas connection		
Electrical requirements: 3.5 Amps/ 115V		
Standard 115V units supplied with 5' cord and plug		

Specify gas type

Specify altitude over 2000 feet

### DIMENSIONS:

Model	Height		Width		Depth		Cube ft. crated	Weight	
	in.	cm	in.	cm	in.	cm		lbs.	kg
613-G2	70 1/2	179.1	38	96.5	39 1/2	100.3	69.7	1080	491.0

### Freight Class: 85



**Duke Manufacturing Co.**  
2305 N. Broadway  
St. Louis, MO 63102

Phone: 314-231-1130  
Toll Free: 1-800-735-3853  
Fax: 314-231-5074

[www.dukemfg.com](http://www.dukemfg.com)

Printed in U.S.A  
© 2019, Duke Manufacturing Co.

DUKE CONVECTION OVENS- DOUBLE - STANDARD DEPTH - GAS