



Flat Top Work Tables

Stainless Steel Work Tables



Use your smart phone to scan the above QR code to visit our website:
www.bk-resources.com

Certifications:



Features:

- Two (2) Sound Deadened Integrally Welded 5" "C" Channels to Reinforce and Maintain Level Working Surface
- Legs 1 5/8" Diameter
- 84" & 96" Tables Have 6 Legs

Options:

- Single & Double Overshelves
- Drawer Assemblies
- Casters
- Upgraded Bullet Feet
- Extra Shelves
- Adjustable Table Mount Pot Rack



Material:

SVT Series: S/S w/ Stainless Steel Legs & Undershef

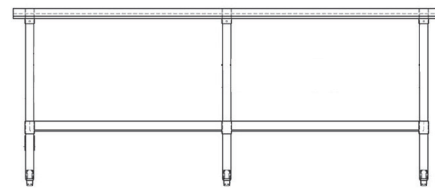
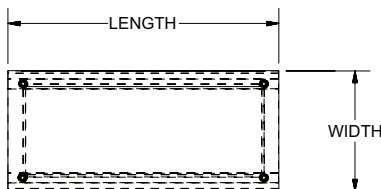
- T-430 18 ga. Stainless Steel Top
- Stainless Steel Legs & Adjustable Undershef
- S/S Bullet Feet

SVT Series

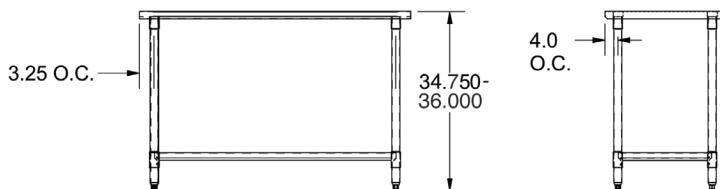
S/S w/ S/S Legs & Undershef

Length	T-430 S/S 18" Width	Undershef Dimensions	Product Weight (lbs)	*Total Capacity	T-430 S/S 24" Width	Undershef Dimensions	Product Weight (lbs)	*Total Capacity	T-430 S/S 30" Width	Undershef Dimensions	Product Weight (lbs)	*Total Capacity
24"	SVT-1824	10" x 17 1/2"	35.50	800	SVT-2424	16" x 17 1/2"	39.50	800	-	-	-	-
30"	SVT-1830	10" x 23 1/2"	39.00	800	SVT-3024	16" x 23 1/2"	44.00	800	SVT-3030	22" x 23 1/2"	50.00	800
36"	SVT-1836	10" x 24 1/2"	43.50	800	SVT-3624	16" x 29 1/2"	48.50	800	SVT-3630	22" x 29 1/2"	54.50	800
48"	SVT-1848	10" x 41 1/2"	51.00	800	SVT-4824	16" x 41 1/2"	59.00	800	SVT-4830	22" x 41 1/2"	67.50	800
60"	SVT-1860	10" x 53 1/2"	58.00	690	SVT-6024	16" x 53 1/2"	71.00	690	SVT-6030	22" x 53 1/2"	81.00	690
72"	SVT-1872	10" x 65 1/2"	69.00	480	SVT-7224	16" x 65 1/2"	88.00	480	SVT-7230	22" x 65 1/2"	89.00	480
84"	SVT-1884	10" x 77 1/2"	74.00	1200	SVT-8424	16" x 77 1/2"	98.00	1200	SVT-8430	22" x 77 1/2"	105.00	1200
96"	SVT-1896	10" x 89 1/2"	94.00	1200	SVT-9624	16" x 89 1/2"	110.00	1200	SVT-9630	22" x 89 1/2"	127.00	1200

* Weight must be evenly distributed



TABLES 7 FT. AND LARGER ARE FURNISHED WITH SIX (6) LEGS



PRODUCT DATA SHEET

RESOURCES

