



BEVERAGE-AIR®

Project: _____	AIA# _____
Item: _____	
Location: _____	SIS# _____
Approved: _____	

MMF12HC GLASS DOOR MERCHANDISER SERIES

MARKETMAX FREEZER

MMF12HC Black Hinged Single Glass Door
Hydrocarbon Series

MODEL:
MMF12HC-1-B



7 Year Parts/Labor Warranty
7 Year Compressor Warranty

CABINET CONSTRUCTION

- Exterior features durable black painted steel
- Heavy-duty interior construction includes white coated steel walls
- Modern one-piece grille
- Full electronic control
- Freezers have triple pane lowE argon filled glass door
- Self-closing door with 120° stay-open feature
- Snap-in gaskets, easy to remove for cleaning or replacement
- LED lighting
- Four (4) heavy-duty epoxy coated wire shelves
- Four (4) shelf clips included per shelf
- Self-contained bottom mount refrigeration system
- Leveling feet standard

OPTIONS & ACCESSORIES

- Stainless steel or white exterior
- Stainless steel or black interior
- Left door hinged (at time of order)
- Shelves black or white
- Shelf clips
- Flow track
- Gravity-Flo track
- Price tag molding
- Electronic lock models (swing doors only)
- 3" or 6" Casters
- 6" Legs or seismic/flanged legs
- Door lock
- Custom signage & decals
- Remote option* (see note on back on page)

REFRIGERATION SYSTEM

- Uses environmentally friendly, energy efficient R290, and meets all regulatory requirements for CARB, SNAP, DOE & more
- Electric defrost with hot gas condensate evaporation
- Epoxy coated evaporator coil
- Freezer capable of maintaining product temperatures down to -10°F



Please verify qualifying units by visiting:
www.energystar.gov/cfs

3779 Champion Blvd., Winston-Salem, NC 27105
1-888-845-9800 Fax: 1-336-245-6453
Beverage-Air.com Sales@bevair.com



BEVERAGE-AIR®

MODEL	MMF12HC-1-B
EXTERNAL DIMENSIONAL DATA	
Width Overall	24 1/8"
Depth Overall with Handle	25 3/4"
Height Overall	62"
Number of Doors	1
Depth with Door Open 90°	46 3/8"
Door Opening (in)	20 7/8" x 48 1/2"
INTERNAL DIMENSIONAL DATA	
NET Capacity (cubic ft.)	11.9
Internal Width Overall (in)	20 7/8"
Internal Depth Overall (in)	18 1/8"
Internal Height Overall (in)	41 5/8"
Number of Shelves	4
ELECTRICAL DATA	
Full Load Amperes	5.0
Voltage	115/60/1
Nema Plug (8' cord)	5-15P
REFRIGERATION DATA	
Horsepower	1/2
Capacity (BTU/Hr)	1624
Heat Rejection (BTU/Hr)	2436
Charge (lbs/grams/ounces)	0.1102 / 50 / 1.8
SHIPPING DATA	
Gross Weight - Crated	291 lbs
Height - Crated	68"
Width - Crated	26"
Depth - Crated	27"

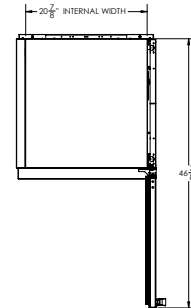
*NOTE: Remote units are field wired and come with 6" legs.
Refrigerant must be specified at time of order.

We reserve the right to change specifications and product design without notice.
Such revisions do not entitle the buyer to corresponding changes, improvements,
additions or replacements for previously purchased equipment. Dimensional
tolerances +/- 1/4". Metric dimensions (MM).

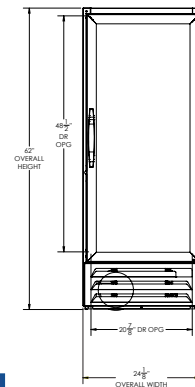
Glass Door Merchandiser- Hinged Door Model: MMF12HC-1-B

Model Views

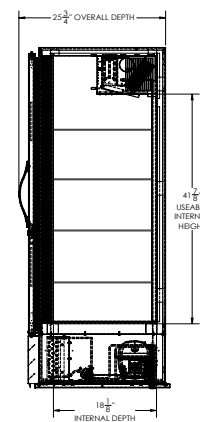
Required Clearance: Rear 3"



PLAN VIEW



ELEVATION VIEW



SIDE VIEW

ELECTRICAL CONNECTION



115/60/1
NEMA 5-15P

Unit pre-wired at
factory and include
8' long cord and
plug set.



3779 Champion Blvd., Winston-Salem, NC 27105 1-888-845-9800 Fax: 1-336-245-6453 Beverage-Air.com Sales@bevair.com

