



# SPEC SHEET

## KoolMore 24 in. 12 cu. ft. Commercial Auto Defrost Glass Door Reach-In Freezer in White

Model: SKM-RIF-1GD12C-A

### FEATURES

- 12 cu. ft. Storage Capacity:
- Auto Defrost:
- Digital Controls: The digital temperature control system allows precise temperature adjustments, maintaining a consistent range of -7.5 to 0°F.
- Anti-Condensation Glass Door:
- Energy Efficient:
- Sturdy Construction:
- Easy Mobility: Equipped with two front adjustable legs and two rear casters for easy positioning and stability.
- Low Noise Level: Operates at a quiet 45 decibels, minimizing disruptions in a busy commercial setting.
- Safety Features: Includes a safety lock to secure contents, ensuring peace of mind in busy commercial settings.
- ETL Certified and 1 Year Manufacturer's Warranty:



### CLOSE UP IMAGES



# TECHNICAL SPECS

## Dimensions

Length	23.4
Width	26.1
Height	74.1
Interior Depth	21.26
Interior Width	17.91
Interior Height	67.2
Shelf Width	19.13
Shelf Depth	16.25
Depth Including Handles	26.06
Depth Excluding Handles	23.89
Depth Less Door	21.85
Depth With Door Open 90 Degrees	45.67
Height To Top Of Door Hinge In	72.05
Power Cord Length	71
Minimum Back Air Clearance In	1 In.
Minimum Side Air Clearance In	1 In.

## Capacity

Weight Lbs	187.4
Gross Cubic Feet	14
Net Cubic Feet	12

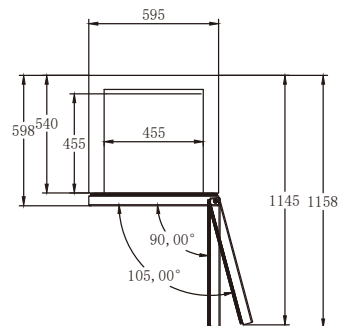
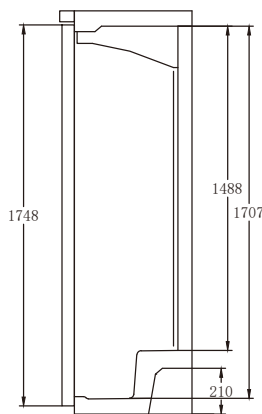
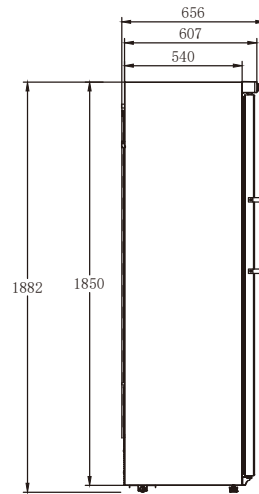
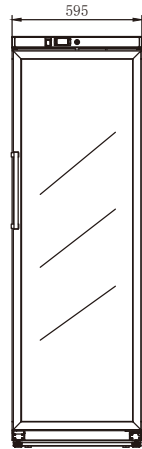
## Features & Materials

Door Style	Swing
Number Of Doors	1
Number Of Shelves	5
Defrost Type	Automatic
Refrigerant Type	R-290
Temperature Control Type	Dixell
Temperature Range	-7.5-0 F
Ambient Temperature Range	41-100 F
Casters	2
Interior Material	HIPS
Exterior Material	Metal PCM
Shelf Material Type	Steel Wire
Color Door Handles	Stainless-Steel
Color Finish	White
Interior Color	White
Compressor Location	Bottom mounted
Digital Temperature Control	Yes
Door Material	Glass
Hinge Location	Top and Bottom of Right Side
Cooling Unit Type	Automatic
Individual Shelf Capacity	66 lbs.
Safety Lock	Yes
Shelves Adjustable	Yes
Auto Defrost	Yes

## Electric & Certifications

Hertz	60
Phase	1
Wattage	135
Voltage	115
Amps	2.6
Plug Type	NEMA 5-15P
Certifications	ETL Listed for Safety and Sanitation

# Plan View



## CERTIFICATIONS



706 Eastern Parkway STE 1G, Brooklyn NY 11213  
718-576-6342  
info@koolmore.com