



BEVERAGE-AIR

Project: _____
Item: _____
Location: _____
Approved: _____

AIA#

SIS#

SIDE MOUNT WORKTOP WTF67AHC Solid Door Freezer Hydrocarbon Series

MODEL:
WTF67AHC

WTF67AHC SIDE MOUNT WORKTOP FREEZER



7 Year Parts/Labor Warranty
7 Year Compressor Warranty

CABINET CONSTRUCTION

- Stainless steel front, sides, door and grille (galvanized back & bottom)
- Interior liner is made of corrosion resistant aluminum
- Stainless steel top for added durability
- 16 Gauge stainless steel top
- Full electronic control
- Interior thermometer is standard
- 4" Foamed-in-place backsplash
- Self-closing doors with 120° stay-open feature
- Door opening includes low wattage, anti-condensate heaters
- Magnetic gaskets attached to each door for positive seal
- 6" Casters, two (2) with brakes standard
- Four (4) epoxy-coated steel wire shelves
- Field-reversible doors

OPTIONS & ACCESSORIES

- Stainless steel back
- Stainless steel interior
- Right or left hinged door
- Door locks
- Bun rack
- Additional shelves
- Shelf clips
- Wire shelf divider
- 3" Casters
- 6" Legs (stainless steel, black or seismic/flange)
- Low profile casters
- Roller kit
- Flat-top with no backsplash (-FLT)
- Remote option* (see note on back on page)

REFRIGERATION SYSTEM

- Uses environmentally friendly, energy efficient R290 refrigerant, and meets all regulatory requirements for CARB, SNAP, DOE & more
- Adaptive defrost
- Epoxy coated evaporator coil
- Freezers capable of maintaining product temperature of -10°F



3779 Champion Blvd., Winston-Salem, NC 27105
1-888-845-9800 Fax: 1-336-245-6453
Beverage-Air.com Sales@bevair.com



BEVERAGE-AIR.

MODEL	WTF67AHC
EXTERNAL DIMENSIONAL DATA	
Width Overall	67"
Depth Overall with Handle & Bumper	35 ³ / ₄ "
Height Overall with 6" Casters	39 ¹ / ₂ "
Number of Doors	2
Depth with Door Open 90°	57 ¹ / ₈ "
Door Openings	21 ⁵ / ₈ " x 23 ⁵ / ₈ "
INTERNAL DIMENSIONAL DATA	
NET Capacity (cubic ft.)	20.8
Internal Width Overall (in)	63"
Internal Depth Overall (in)	26"
Internal Height Overall (in)	25"
Number of Shelves	4
ELECTRICAL DATA	
Full Load Amperes	6.4
Voltage	115/60/1
Nema Plug (8' cord)	5-15P
REFRIGERATION DATA	
Horsepower	3/4
Capacity (BTU/Hr)	2312
Heat Rejection (BTU/Hr)	3468
Charge (lbs/grams/ounces)	0.1653 / 75 / 2.6
SHIPPING DATA	
Gross Weight - Crated	431 lbs
Height - Crated	44"
Width - Crated	70"
Depth - Crated	35"

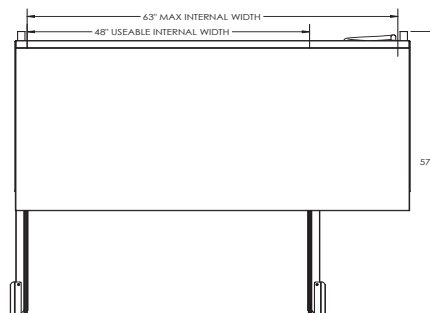
*NOTE: Remote units are field wired and come with 6" legs.
Refrigerant must be specified at time of order.

We reserve the right to change specifications and product design without notice.
Such revisions do not entitle the buyer to corresponding changes, improvements,
additions or replacements for previously purchased equipment. Dimensional
tolerances +/- 1/4". Metric dimensions (MM).

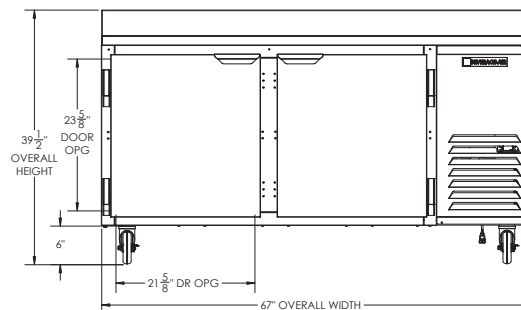
Worktop Freezer - Side Mount Model: WTF67AHC

Model Views

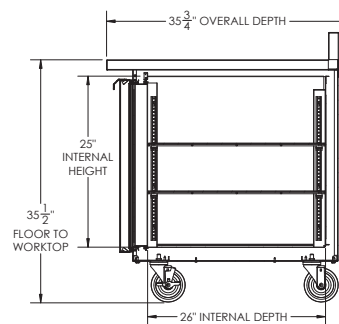
Required Clearance: 3" Bottom & 2" Rear



PLAN VIEW



ELEVATION VIEW



SIDE VIEW

ELECTRICAL CONNECTION



115/60/1
NEMA 5-15P

Unit pre-wired at factory
and include 8' long cord
and plug set.

3779 Champion Blvd., Winston-Salem, NC 27105 1-888-845-9800 Fax: 1-336-245-6453 Beverage-Air.com Sales@bevair.com

