

ED3-96 Display Case

UL



Drive foodservice profits with display cases from Alto-Shaam. LED lighting and mirrored back doors enhance food appearance and boost impulse sales. To not only look but taste great, food is held at optimal, precise temperatures with Halo Heat® technology and top ceramic heaters. Multiple access points and a removable back work shelf makes unloading and loading food effortless for employees. Reduce labor and cleaning time with removable back doors and side panels, and a lifting glass front.



ED3-96 with Legs



ED3(SYS)-96
With Stationary Base

Standard features

- Fanless, waterless Halo Heat technology
- Overhead LED lighting
- Adjustable thermostats 1-10 per heat zone for top and bottom heat
- Ceramic top heaters
- Operator-side work shelf and cutting board
- Sliding back doors with mirrored glass
- Tempered glass front with self-supported lifting mechanism
- Removable back doors and side glass panels
- One set of 4" (102mm) legs with rubber feet
- Seven (7) pan zones to hold standard pan sizes (GN)
- Three (3) heat zones
- Three (3) heat-on indicator lights
- Six (6) long pan dividers (1002590)
- Seven (7) short pan dividers (1002621)
- Twenty-one (21) short pan dividers (11318)

Configuration

- ED3-96 with 4-inch legs and rubber feet [standard]
- ED3(SYS)-96 with stationary base

Electrical

- 208V, 50/60 Hz, 1PH
- 240V, 50/60 Hz, 1PH

Options and Accessories

Panel Color (select one)

- Black, standard
- Stainless steel, optional

End Glass (select one)

- Clear glass, standard
- Solar bronze glass, optional (5011353)

Additional

- Temperature gauge (GU-48153)
- Right-mounted scale platform (5001307)
- Left-mounted scale platform (5001308)
- Work shelf with gravy lane; two (2) (5005638)
- Pan insert (4" deep) (1001990)
- 1/3 Pan cover-up bar (1008014)
- Sheet pan divider bar package (5002803)

Extended warranty

- One-year warranty extension

Pan* Capacity			
Pan Size	Pan Dimensions	Qty.	
Full-Size & One-Third**:	12" x 20" x 2-1/2" (GN 1/1)	7	
	12" x 6" x 2-1/2" (GN 1/3)	7	
Half-Size & One-Third**:	12" x 10" x 2-1/2" (GN 1/2)	14	
	12" x 6" x 2-1/2" (GN 1/3)	7	
Full-Size Sheet Pans:	18" x 26" x 1"	4	
Max. Capacity/Volume:	112 lbs (51 kg)	70 qts (84 L)	

* Pans are not included with display case.
** Will also accept 4" (100mm) deep pans.

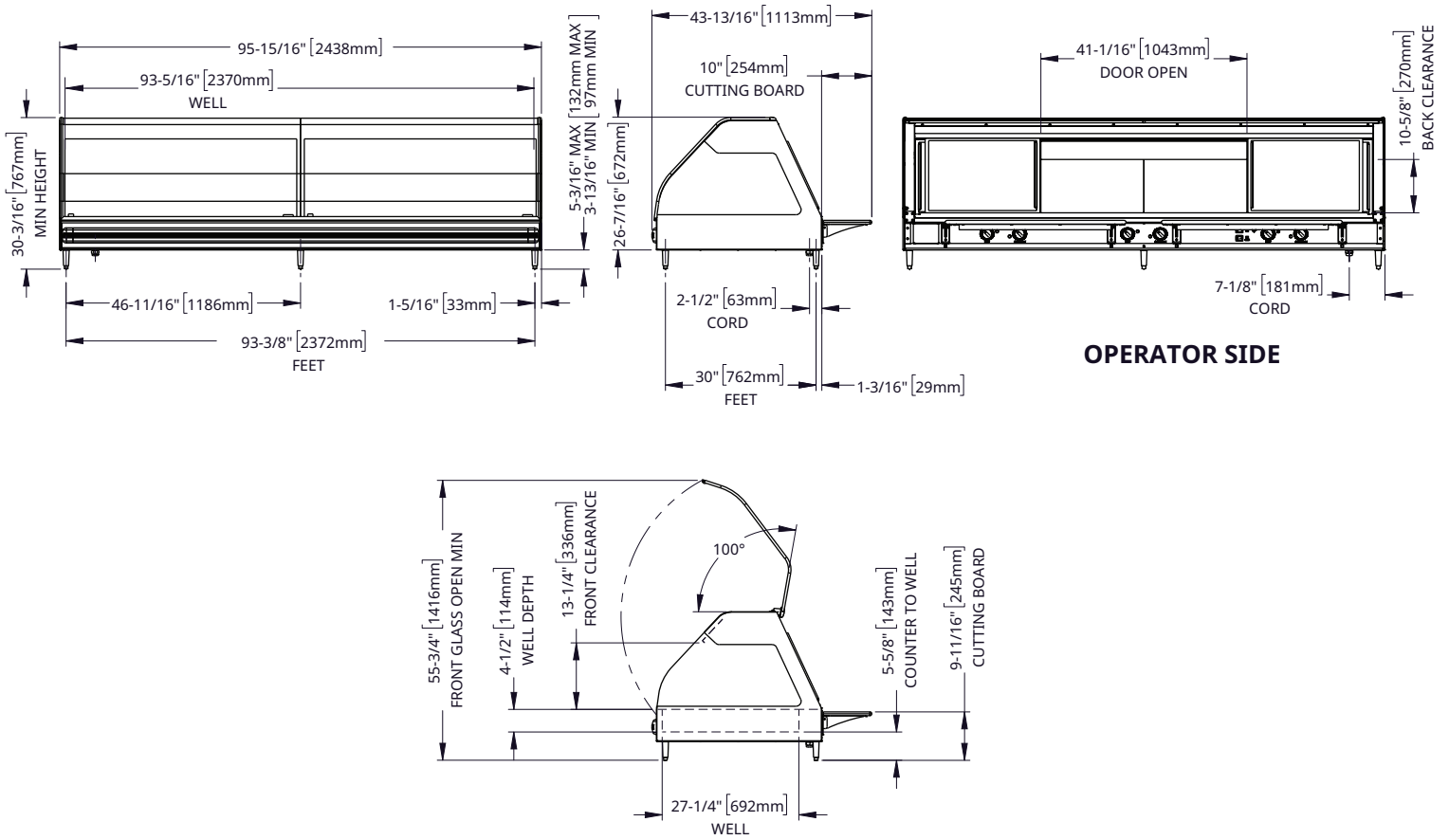


ED3-96 Display Case



DIMENSIONS

ED3-96 with Legs



Model

ED3-96
Legs

Exterior (H x W x D)

30-3/16" x 95-15/16" x 43-13/16" [767mm x 2438mm x 1113mm]

Well (W x L x D)

27-1/4" x 93-5/16" x 4-1/2" [692mm x 2370mm x 114mm]

Net Weight

526 lb [239 kg]

Ship Dimensions (H x W x D)*

45" x 100" x 55" [1143mm x 2540mm x 1397mm]

Ship Weight*

585 lb [265 kg]

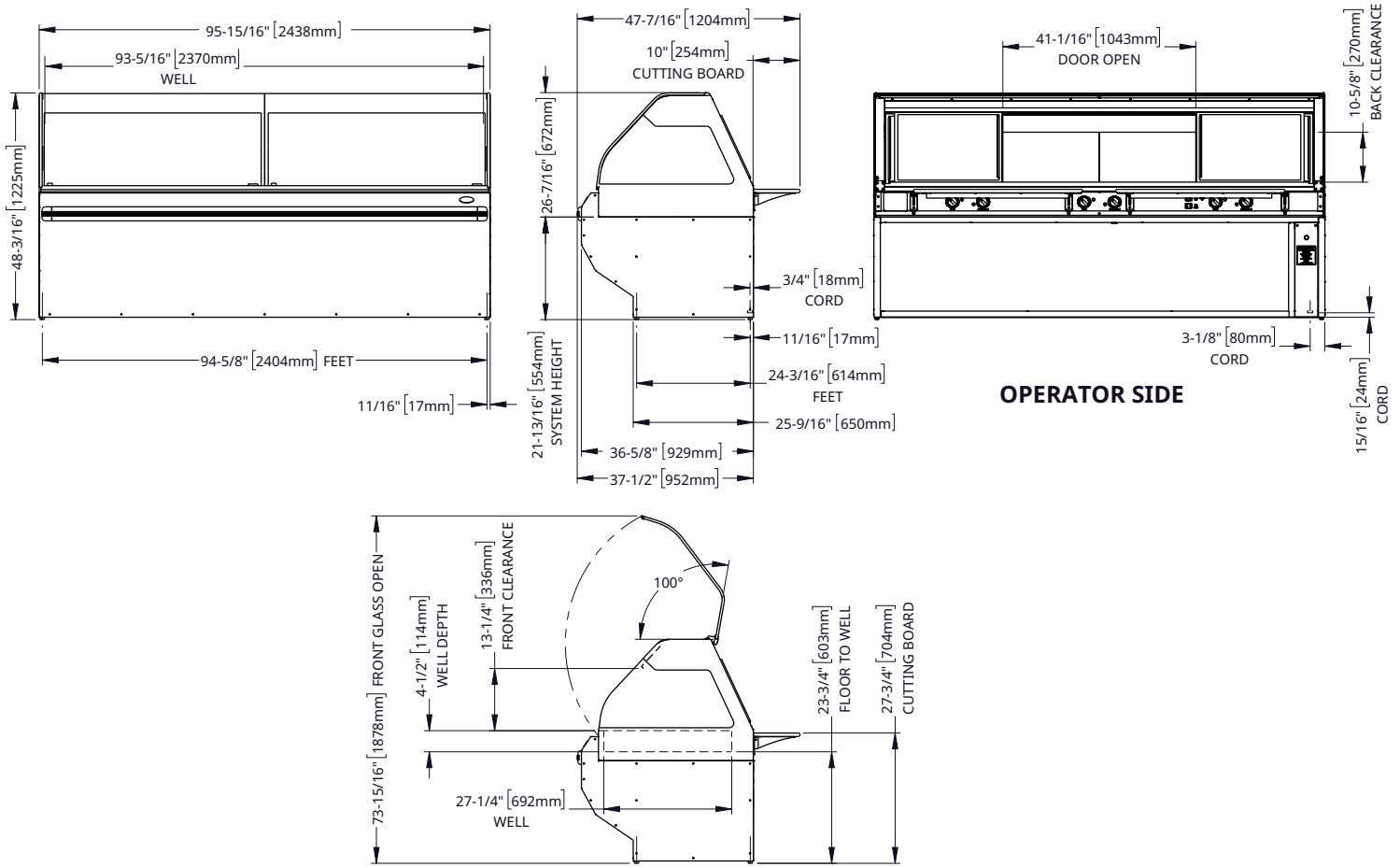
*Domestic ground shipping information. Contact factory for export weight and dimensions.

ED3-96 Display Case



DIMENSIONS

ED3(SYS)-96 with Stationary Base



Model

ED3-96
SYS

Exterior (H x W x D)

48-3/16" x 95-5/16" x 47-7/16" [1225mm x 2438mm x 1204mm]

Well (W x L x D)

27-1/4" x 93-5/16" x 4-1/2" [692mm x 2370mm x 114mm]

Net Weight

716 lb [325 kg]

Ship Dimensions (H x W x D)*

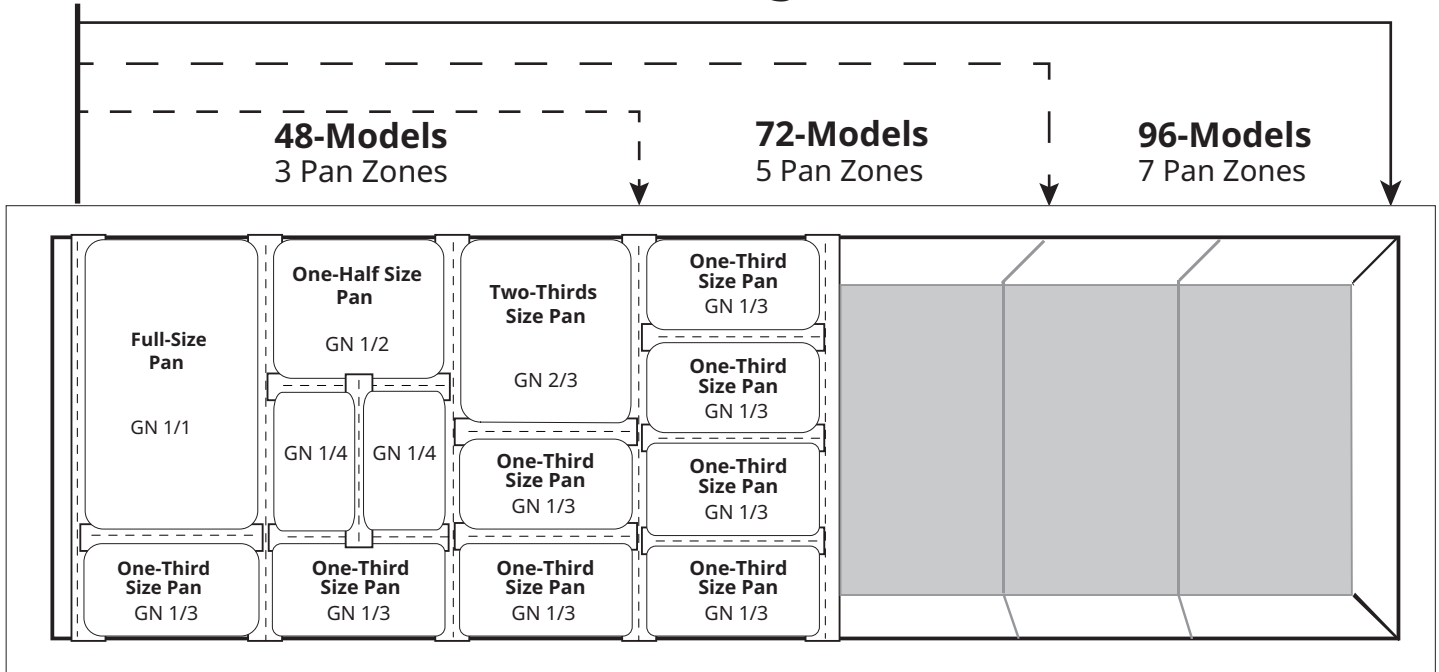
65" x 100" x 55" [1651mm x 2540mm x 1397mm]

Ship Weight*

796 lb [361 kg]

*Domestic ground shipping information. Contact factory for export weight and dimensions.

ED3 Pan Configurations



Installation Requirements

- The display case must be installed level.
- The display case must not be installed in any area where it may be affected by steam, grease, dripping water, high temperatures, or any other severely adverse conditions.
- Do not install a heated display case near a cold air source such as a freezer, air conditioning vents, or in any area where outside air fluctuation can affect performance.



96 Series

ED3-96 With feet	V	Ph	Hz	AWG* minimum	A	Breaker minimum	kW	Connection
	208	1	50/60	14	16.8	21A	3.49	6ft; NEMA 6-30
	240	1	50/60	14	19.3	25A	4.64	6ft; NEMA 6-30

*Recommended minimum conductor sized at 90°C and ambient 30°C.
Electrical connections must meet all applicable federal, state, and local codes.

ED3-96 With base	V	Ph	Hz	AWG* minimum	A	Breaker minimum	kW	Connection
	208	1	50/60	14	16.8	21A	3.49	Cord, no plug
	240	1	50/60	14	19.3	25A	4.64	Cord, no plug

*Recommended minimum conductor sized at 90°C and ambient 30°C.
Electrical connections must meet all applicable federal, state, and local codes.

CONTACT US

W164 N9221 Water Street | Menomonee Falls, Wisconsin 53051 | U.S.A.
Phone: 262.251.3800 | 800.558.8744 U.S.A./Canada | Fax: 262.251.7067 | alto-shaam.com