



A family company manufacturing in the USA

www.glastender.com



WHS-14-S



Intertek

4004503

Conforms to NSF/ANSI STD 2

WH-14-S Certified to CSA STD B45.4

Project: _____	AIA# _____
Item #: _____ Qty: _____	SIS# _____
Model #: _____	

Wall-Mount Hand Sinks w/Integral Side Splashes

WH-S

WH-12-S, WHS-12-S, WH-14-S, WHS-14-S

Standard Features

- All stainless steel
- One-piece seamless top and backsplash featuring 1/4" radius corners
- Drawn sink bowl
- Heavy-duty, hot and cold water faucet
- Integral left and right side splashes, featuring radius work surface corners and a front lip
- Wall-mounting bracket

Configurable Options

- Foot-operated faucet; specify option FOF-D (WH-14-S and WHS-14-S), FOF-B (WH-12-S and WHS-12-S)
- Without faucet: add -LF suffix to model number



FOF-D
Foot-operated faucet
WH-14-S and WHS-14-S



FOF-B
Foot-operated faucet
WHS-12-S

Accessories

03000483 Lift-out perforated plastic wet waste strainer

Specifications

Drains

- 1-1/2" I.P.S. threaded drain will fit Dearborn part #8033 slipnut and part #W-573P washer

Faucet

- WH-14-S and WHS-14-S: deck mount on 4" centers, accepts 3/8" sink leads, hot and cold water connections required
- WH-12-S and WHS-12-S: backsplash mounted on 4" centers, accepts 3/8" sink leads, hot and cold water connections required
- Optional foot-operated faucet: single hole, (2) 1/2" NPT female inlets and (1) 1/2" NPT female outlet
- NSF/ANSI 61, 372 low lead compliant

Sink Bowl Dimensions

- 9-1/4" by 11-1/2" by 6" deep

Materials

- 20 gauge stainless steel parts include: all components unless otherwise noted
- 18 gauge stainless steel parts include: wall-mounting bracket

⚠ WARNING: The plastic wet waste strainer accessory can expose you to chemicals including Bisphenol A (BPA), which is known to the State of California to cause birth defects or other reproductive harm. For more information, go to www.P65Warnings.ca.gov. **Warning applies to State of California only.** Part #03000483

To view cleaning and care instructions, please visit: https://www.glastender.com/PDF/F-423-011_ss_clean_care.pdf

Glastender, Inc. • 5400 N Michigan Rd • Saginaw, MI • 48604-9780
989.752.4275 • 800.748.0423 • Fax 989.752.4444
www.glastender.com

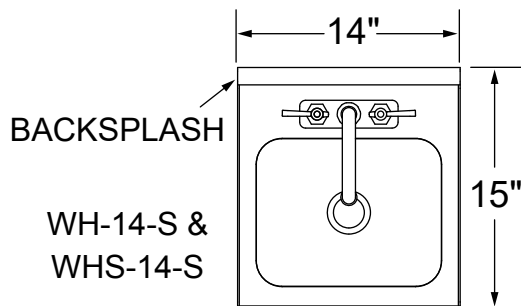
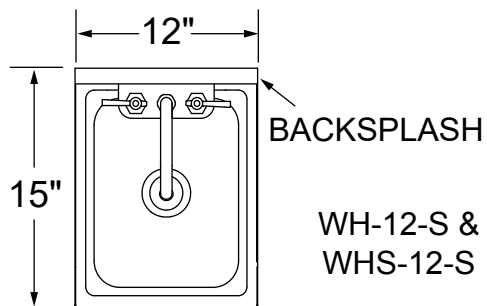
Specifications subject to change without notice. For current specifications please visit our website.

Approval/Notes:

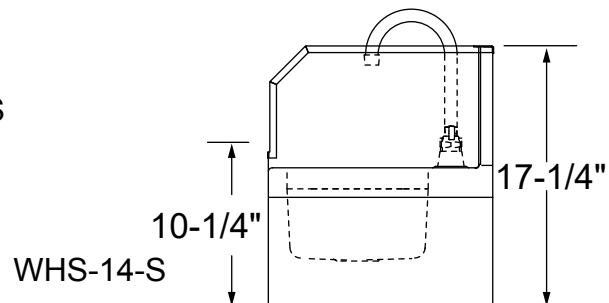
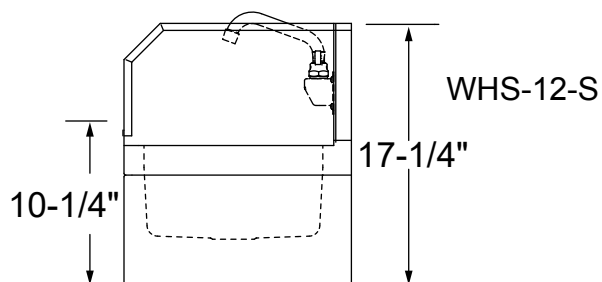
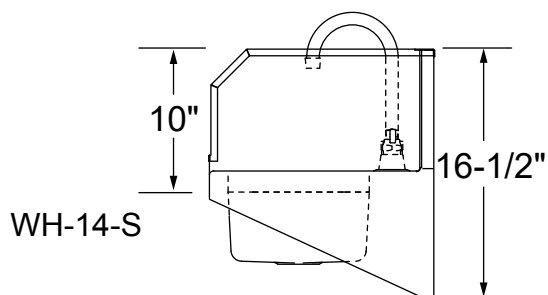
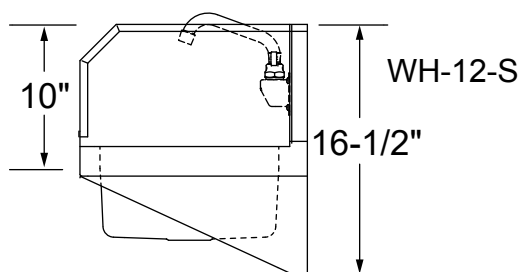
Wall-Mount Hand Sinks with Integral Side Splashes

Drawings

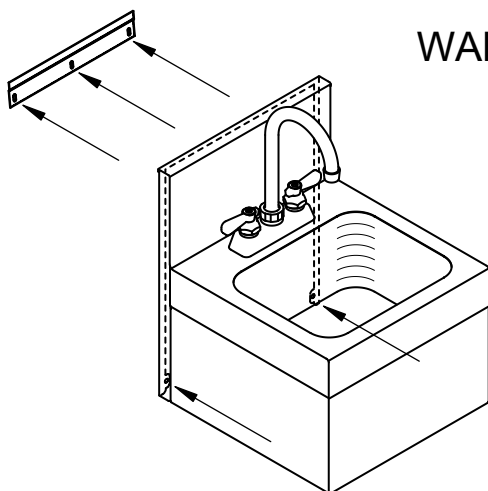
PLAN VIEWS



SIDE ELEVATIONS



WALL MOUNTING INSTRUCTIONS



1. Secure bracket to wall.
2. Hang sink on bracket.
3. Screw sink to wall through bracket on bottom back of sink.