

- NR3658RRSSV 35-3/4"L x 33"D x 57-3/4"H
- NR4858RRSSV 47-3/4"L x 33"D x 57-3/4"H
- NR6058RRSSV 59-3/4"L x 33"D x 57-3/4"H

Included

- NOTE: Glass warranty only applicable to first point of delivery
- Breeze~E (Type-II) self-contained refrigeration
- Clear glass shelf, lighted (LED 3500K) in upper display
- Condensate pan (self-contained refrig. only)
- Convertible baffle in upper display
- Fixed vertical glass
- LED top light
- One piece formed ABS plastic tub
- One year parts & labor; 5 year compressor warranty
- Warmest average product temperature of 40°F or less



NR4858RRSSV

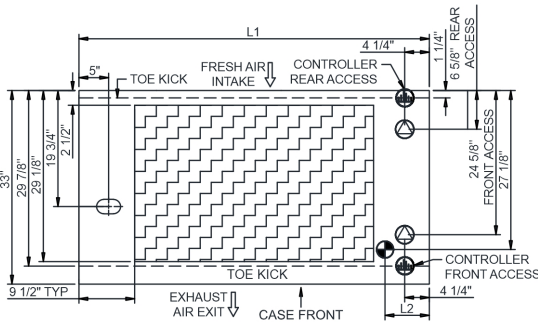
Specify	Standard Features	Additional Options
FRAME EXTERIOR COLOR	• Powder coated Silversan Black	• Powder coated (stock/non-stock colors) • Stainless steel
INTERIOR COLOR	• Powder coated Silversan Black	• NOTE: Interior color must be FDA & NSF approved • Powder coated (stock colors, specify RAL#) • Stainless steel
LOWER FRONT PANEL COLOR	• Powder coated Silversan Black	• Powder coated (stock colors, specify RAL#) • Stainless steel
PANEL EXTERIOR	• Laminate (stock colors)	• Laminate (non-stock colors) • Stainless steel
BASE SUPPORT	• Adjustable, locking casters (self-cont.)	• 6"H legs (self-cont.) • Shims (remote)
LOWER REAR DOORS	• None (solid back panel)	• Clear glass rear sliding doors • Reflective glass rear sliding doors
LOWER REAR PANEL	• Powder coated Silversan Black	• Powder coated (stock colors, specify RAL#) • Stainless steel
UPPER REAR DOORS	• Clear glass rear sliding doors	• Reflective glass rear sliding doors
LOWER DISPLAY	• None	• 1"H Full depth display riser(s) for lower display • 2"H Full depth display riser(s) for lower display • 4"H Full depth display riser(s) for lower display • Clear glass shelf, lighted (LED)
LIGHTS	• LED 3500K w/ frosted lens	• LED 3000K w/ frosted lens • LED 4000K w/ frosted lens
ELECTRICAL CONNECTION	• 10' Straight blade power cord (self-cont.)	• 10' Locking power cord (self-cont.) • Electrical leads (remote)
REFRIGERATION	• Breeze~E (Type-II) self-contained refrigeration (rear access)	• Breeze~E (Type-II) self-contained refrigeration (front access) ¹ • Remote w/thermostat, solenoid & TXV (front access) ² • Remote w/thermostat, solenoid & TXV (rear access)
MISCELLANEOUS		• Rear door lock • Rear wrapping board (n/a w/lower rear doors) • Second year parts & labor warranty (excludes compressor)
ACCESSORIES		• Clean Sweep® coil cleaner (self-cont.) • Night curtain, retractable, non-locking • Removable clear acrylic security cover, locking

Option Notes: 1 - Read important notes for remote options
2 - Read important notes for remote options

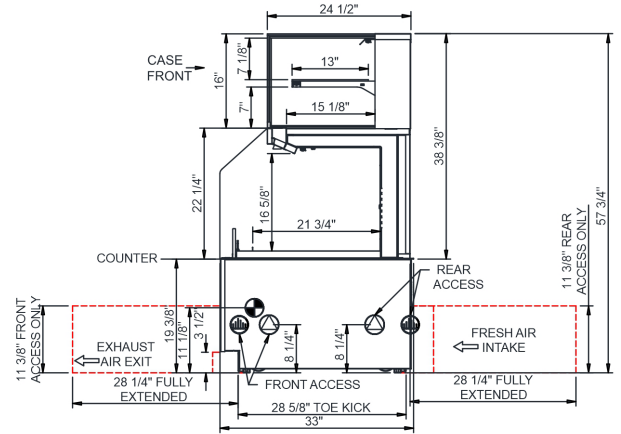
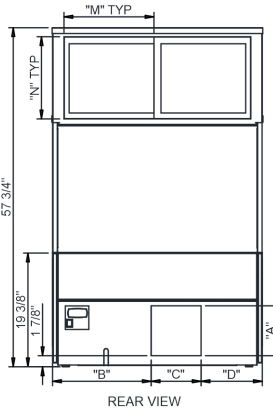
Intended Environment: Type II - Designed to operate in ambient conditions of 80°F and 55% relative humidity unless noted otherwise in system information below.		
Zone	Intended Product To Be Displayed	Warmest Avg Prod Temp ° F
1	Packaged / unpackaged refrigerated products	40

PLAN VIEW

SIDE VIEW



	"A"	"B"	"C"	"D"		"M"	"N"
NR3658RRSSV	8 1/2"	16 7/8"	8 1/2"	10 1/2"	NR3658RRSSV	14 1/2"	13 7/8"
NR4858RRSSV	8 1/2"	13 3/4"	8 1/2" x 2	10 1/2"	NR4858RRSSV	20 1/2"	13 7/8"
NR6058RRSSV	8 1/2"	19 1/2"	8 1/2" x 2	10 1/2"	NR6058RRSSV	26 1/2"	13 7/8"



- NOTES:**
- 11 3/8" TALL, FULL WIDTH OF CASE OPENING IN CABINET OR COUNTER IS REQUIRED TO PULL OUT REFRIGERATION SYSTEM.
 - BACK OF COUNTER / CABINET MUST BE VENTED PROPERLY FOR ADEQUATE AIRFLOW TO CONDENSER.
 - **REPRESENTS REAR PULLOUT REFRIGERATION. AIR FLOW INTAKE AND EXIT DETAILS ARE REVERSED WITH FRONT PULLOUT REFRIGERATION OPTION.
 - SELF-CONTAINED ACCESS ONLY BY PULLING OUT CONDENSER UNIT.
 - 4" OPEN AREA CLEARANCE REQUIRED FOR AIR FLOW FRONT AND REAR OF CASE.

NOTE: ALL DIMENSIONS APPROXIMATE

- ELECTRICAL JUNCTION BOX (SUPPLIED WITH 6" LEADS OR POWER CORD).**
- LOCATION OF DRAIN TUBE FOR REMOTE REF. ONLY (SUPPLIED WITH 3/4" OR 1 1/2" PVC TUBE).**

- REFRIGERATION LINE CONNECTION.**
- REMOTE FLOOR SINK & UTILITIES ACCESS AREA.**

- SELF-CONTAINED CASE SERVICE ACCESS AREA.**
- DRY CASE SERVICE ACCESS AREA.**

Model Technical Specifications																
Model	L"	L1"	L2"	System Circuit Volts			Phs	Freq	Amps ***	Watts	Wires	NEMA Plug	SST	Conv. Rack BTUH	Para. Rack BTUH	Est Wt
NR3658RRSSV	N/A	35.75	7.50	Remote (DX)	Circuit #1	110-120	1	60	1.67	88	2+G	Leads Single	20.00	2894	2680	800
				Remote (R744 TRANSCRIT)	Circuit #1	110-120	1	60	1.67	88	2+G	Leads Single	2894	2680		
				Self-Contained (R290)	Circuit #1	110-120	1	60	15.27	1,530	2+G	5-20P or L5-20P	N/A	N/A	N/A	
NR4858RRSSV	N/A	47.75	7.50	Remote (DX)	Circuit #1	110-120	1	60	1.74	104	2+G	Leads Single	20.00	3802	3520	1,000
				Self-Contained (R290)	Circuit #1	208-240	1	60	16.00	2,821	2+G	6-20P or L6-20P	N/A	N/A	N/A	
NR6058RRSSV	N/A	59.75	7.50	Remote (DX)	Circuit #1	110-120	1	60	1.85	123	2+G	Leads Single	20.00	4730	4380	1,200
				Self-Contained (R290)	Circuit #1	208-240	1	60	16.00	2,844	2+G	6-20P or L6-20P	N/A	N/A	N/A	

*** Does not include electric defrost on freezer models.

Regulatory Approvals:

All Models
 Accordance with AHRI Std 1200
 ETL Listed to UL 471
 ETL Listed to CAN/CSA 22.2 No. 120
 ETL Sanitation to NSF/ANSI 7



In Accordance with
AHRI Std 1200

DOE 2017
Energy Efficiency
Compliant

Important Notes:

- 1) REMOTE REFRIGERATION NOTE: Condensing unit not included, floor drain required.
- 2) ELECTRICAL NOTE: If GFCI is required, a GFCI breaker MUST be used in lieu of a GFCI receptacle.
- 3) Glass warranty only applicable to first point of delivery.
- 4) Compressor air intake from rear and out front panel at toe kick. Front panel cannot be blocked.

⚠ WARNING: This product can expose you to chemicals, including Urethane (Ethyl Carbamate), which are known to the State of California to cause cancer and birth defects or other reproductive harm. For more information go to www.P65Warnings.ca.gov.