



4184 E. Conant St.
Long Beach, CA 90808
Tel. 310-900-1000
Fax. 310-900-1077
www.turboairinc.com

Project:	
Model #:	
Item #:	
Available W/H:	Qty:
Approval:	
AIA #:	SIS #:
CSI Section 11400	

Solid Door Heated Cabinet

Reach-In
PRO Series

Model : PRO-15H
PRO-15H-L

FEATURES & BENEFITS

- **Digital temperature control & monitor system**
 - Keeps food products safe by maintaining constant temperatures
 - Alarm beeps when doors are not sealed
 - Early warning alarm program detects issues before malfunction occurs
 - Digital display allows for easy monitoring
 - Sensitive touch display
 - **Ducted fan air distribution system**
Maintains temperature within the food zone
 - **On/Off switch**
ON/OFF switch is located on control panel
 - **All stainless steel cabinet construction**
The PRO series model boasts a stainless steel interior and a **22 gauge** stainless steel exterior (galvanized steel top, bottom). It guarantees the utmost in cleanliness and long product life. The PRO series model adds a touch of style to the most refined setting.
 - **Sturdy, clean stainless steel shelving**
Shelves are the most important part of cleanliness as they come in direct contact with food. After a while, PVC coated wire shelves may peel, rust and lead to unsanitary conditions. Only the Turbo Air PRO series uniquely provides stainless steel shelving.
 - **LED interior lighting**
 - **High-density polyurethane insulation**
The entire cabinet structure and solid doors are foamed-in-place using high density, CFC free polyurethane insulation.
 - **Full length stainless steel solid doors with locks**
 - **Self-closing doors with stay open feature at 120 degrees**
 - **Heated cabinet holds 140°F ~ 180°F for the best in food preservation**
 - **Lifetime guaranteed heavy duty hinges and handles**
- PRO-15H: Right hinged, 115V
• PRO-15H-L: Left hinged, 115V




Model	Swing Door	CU./FT.	#of Shelves	Wattage (W)	AMPS	Crated Weight (lbs.)	L x D* x H† (inches)
PRO-15H(-L)	1	14.65	3	950	8.5	254	17³/₄ x 34³/₈ x 78

Solid Door Heated Cabinet

Reach-In
PRO Series

Model : PRO-15H(-L)

ELECTRICAL DATA	
Voltage	115/60/1
Plug Type	 NEMA 5-15P
Full Load Amperes	8.5
Wattage (W)	950
Cord Length (ft.)	8
DIMENSIONAL DATA	
# of Doors	1
# of Racks Accepted	-
Net Capacity (cu. ft.)	14.65
Ext. Length Overall (in.)	17 ³ / ₄ (451mm)
Ext. Depth Overall (in.)*	34 ³ / ₈ (872mm)
Ext. Height Overall (in.)†	78 (1982mm)
Int. Length Overall (in.)	13 ³ / ₄ (350mm)
Int. Depth Overall (in.)	25 ³ / ₈ (643mm)
Int. Height Overall (in.)	58 ³ / ₄ (1493mm)
# of Shelves	3
Shelf Size (L x D) (in.)	12 ¹ / ₂ x 25 ¹ / ₈
Net Weight (lbs.)	224
Gross Weight (lbs.)	254

Design and specifications subject to change without notice.

Actual shipping weight may differ due to extra packing materials for product protection.

* Depth does not include 1-3/8" for door handles.

† Height does not include 5" for caster height.

■ WARRANTY : 3 Year Parts and Labor Warranty

■ STANDARD FEATURES

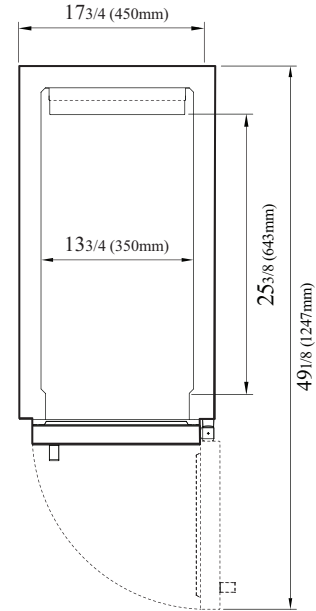
- Door locks
- 4" dia. swivel casters with locks on the front set
- Easy replaceable one piece magnetic door gaskets
- Solid and sturdy grille design

■ OPTIONAL ACCESSORIES

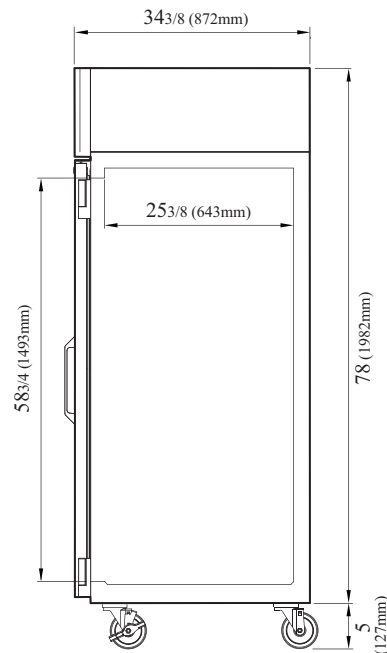
- 5" caster, 1/2" diameter & 13 TPI:
M726500100 (non-brake), M726500200 (w/ brake)
- 4.7" leveling seismic leg (1/2", 13 TPI): 30221M0500
- 6" stainless steel leg: 30221M0600
- Additional stainless steel shelf: H15R915080

PLAN VIEW

(unit : inch)



TOP VIEW



SIDE VIEW

Ver.20230126



- Turbo Air : 800-627-0032
- GK : 800-500-3519
- Warranty : 800-381-7770
- AC : 888-900-1002

REFRIGERATOR MANUFACTURER
Turbo air

GERMAN
KNIFE

IRADIANCE

REFRIGERATION SYSTEM
Turbo air

TEXAKING

Continued product development may necessitate specification changes without notice.