



Job: _____ Item# _____



OB-2-E

TILTING OYSTER COOKER WITH ELECTRIC BOILER BASE



- ☐ OB-2-2-27-E
- ☐ OB-3-2-40-E
- ☐ OB-4-2-54-E

OPERATION SHALL BE BY:

Electrically heated steam boiler, operating at 9-11 psi (62-76 kPa). Electrical rated at:

- ☐ 24 kW, 1 and 3 phase (Standard)
- ☐ 36 kW, 3 phase (Optional)
- ☐ 42 kW, 3 phase
- ☐ 48 kW, 3 phase, 240 VAC minimum

The steam boiler shall be equipped for operation on:

- ☐ 208 VAC, 1 Phase, 50/60 Hz
- ☐ 208 VAC, 3 Phase, 50/60 Hz
- ☐ 220 VAC, 1 Phase, 50/60 Hz
- ☐ 220 VAC, 3 Phase, 50/60 Hz
- ☐ 240 VAC, 1 Phase, 50/60 Hz
- ☐ 240 VAC, 3 Phase, 50/60 Hz
- ☐ 415/240 VAC, 3 Phase, 50/60 Hz, 4 wire
- ☐ 380/220 VAC, 3 Phase, 50/60 Hz, 4 wire

STANDARD FEATURES:

- Water Treatment System
- Automatic water level control.
- Pressure gauge.
- Pressure control with secondary safety pressure control.
- Safety relief valve.
- 316 Stainless steel inner and outer shell on TOC Kettles
- Steam control valve in right leg
- Split water line

OPTIONS & ACCESSORIES

- | | | |
|--|--|--|
| <input type="checkbox"/> Stainless steel frame (SSF-) | <input type="checkbox"/> 480 VAC, 3 Phase, 50/60 Hz | <input type="checkbox"/> Water in "Y" strainer (Condenser Feed) |
| <input type="checkbox"/> Stainless steel cabinet back (SSB-) | <input type="checkbox"/> 575 or 600 VAC, 3 Phase, 60 Hz (EBVS-3) | <input type="checkbox"/> Dual pantry deck mount faucet with swing spout (DMF-12R-DJ) |
| <input type="checkbox"/> 380 VAC, 3 Phase, 50/60 Hz | <input type="checkbox"/> Correctional package | <input type="checkbox"/> Nylon cutting board. (NCB-) |
| <input type="checkbox"/> 415 VAC, 3 Phase, 50/60 Hz | <input type="checkbox"/> Steam take-off kit (STOK) | |

STANDARD CONSTRUCTION SPECIFICATIONS

Shall be a Crown model OB-2-2-27-E, OB-3-2-40-E or OB-4-2-54-E, consisting of two, three or four direct steam connected steam, tilting oyster cookers.

Oyster cookers shall be constructed of type 316 stainless steel inner and outer shell with a #4 finish, one piece welded construction.

Each cooker shall be equipped with a tilt handle and heat resistant knob, allowing the cooker to be tilted forward 90° for complete emptying.

The stainless steel mounting legs shall have the steam supply and condensate within the legs and the right leg fitted with the steam control valve for the oyster cooker.

Oyster cookers are standard with a stainless steel lift off cover.

The oyster cookers are mounted on a cabinet base with full perimeter angle frame, reinforced counter, spillage sink complete with drain and drain screen, boiler mountings, electric boiler with controls, hinged doors with magnetic catches, removable side panels with 6" (152 mm) stainless steel legs with 4 adjustable flanged feet for securing to the floor.

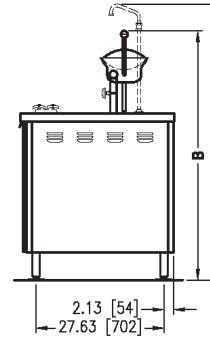
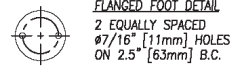
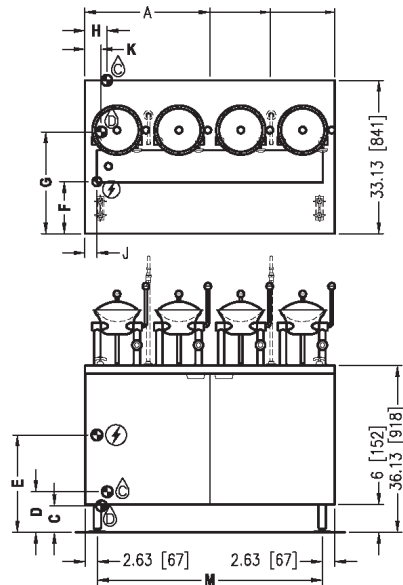
All #4 finish stainless steel exterior. Steam manifold concealed within cabinet fitted with steam trap and safety relief valve.

Unit is standard with automatic boiler blowdown, CSD-1 boiler controls, and split water line.

SEE REVERSE SIDE OF SPEC SHEET FOR WATER TREATMENT SYSTEM STATEMENTS



Approval Notes: _____



IN [mm]

6414R3

NOTE: FAUCET IS OPTIONAL.

SERVICE CONNECTIONS

- ELECTRICAL CONNECTION: Field wiring electrical connection to be as specified on data plate.
- DRAIN: 2"IPS piped to open floor drain. No Solid Connection.
- COLD WATER: 3/8" O.D. tubing at 25-50 PSI(170-345 kPa)

DIMENSIONS

| Model | Units | A | B | C | D | E | F | G | H | J | K | L | M |
|-------------|------------|---------------|---------------|----------------|-------------|----------------|-------------|-----------------|----------------|--------------|-------------|------------------|------------------|
| OB-2-2-27-E | in (mm) | 27" (686) | | | | | | | | | | | 21.63" (549) |
| OB-3-2-40-E | in (mm) | 40" (1016) | 54" (1372) | 8.75" (222) | 8" (203) | 5.75" (146) | 4" (102) | 19.25" (489) | 4.75" (121) | 3.5" (89) | 4" (102) | 59.75" (1518) | 34.63" (879) |
| OB-4-2-54-E | in (mm) | 54" (1372) | | | | | | | | | | | 48.63" (1235) |

GAS CHARACTERISTICS AND CAPACITIES

| AMPS PER LINE | | | | | | | |
|---------------|----|-------|-------|-------|------|------|------|
| MODEL | KW | PHASE | 208V | 220V | 380V | 415V | 480V |
| OB | 24 | 3 | 66.6 | 63 | 36.5 | 33.4 | 28.9 |
| | 36 | 3 | 99.9 | 94.5 | 54.7 | 50.1 | 43.3 |
| | 42 | 3 | 116.6 | 110.2 | 63.8 | 58.4 | 50.5 |

| MODEL | CAPACITIES (PER KETTLE) | | |
|-------------|-------------------------|----------|--------|
| | KW | US Quart | Liters |
| OB-2-2-27-E | 24 | 2 x 2 | 2 x 2 |
| OB-3-2-40-E | 24 | 3 x 2 | 2 x 3 |
| OB-4-2-54-E | 24 | 4 x 2 | 2 x 4 |

WATER QUALITY STATEMENT

Water is the essential ingredient in steam equipment, water quality is the major factor affecting the performance of your appliance. Crown Steam Group offers a Comprehensive Water Treatment System which exceeds our minimum water requirements. Proof of installation and proper cartridges replacement is required for warranty coverage. Water supply to Crown Steam Group steamers must be within these guidelines.

Total dissolved solids Less than 60 PPM
 Total alkalinity Less than 20 PPM
 Silica Less than 13 PPM
 Chlorine Less than 1.5 PPM
 pH Factor 6.8 - 7.3

Water which does not meet these standards should be treated with the installation of Middleby's Water Treatment System. Call 919-762-1000 if you have questions concerning your water meeting these parameters.

*Failure or malfunction of this appliance due to poor water quality is not covered under warranty.

Reference www.crownsteamgroup.com for complete warranty details and instructions.

**INTENDED FOR COMMERCIAL USE ONLY.
NOT FOR HOUSEHOLD USE.**

