

## FLAKE ICE MAKER

### MFI1506A90



### Features and Benefits

- Uses R290 for a more environmentally friendly and efficient refrigerant.
- Flake ice – best for preservation and presentation.
- Water sensor eliminates low or no water failures and operates in adverse water conditions.
- Rugged stainless-steel evaporator assembly ensures reliability.
- Maintenance-free, industrial-grade double roller bearings.
- Heavy-duty gearbox provides years of trouble-free service.
- Built-in, non-contact ice detection fail safe automatic shutoff.
- Load monitoring system constantly checks workload on gearbox shutting down system before a problem develops and preventing costly repairs.



ICE FORMS	
FLAKE ICE	-
	-



BIN CHART									
Model #	B40	B42	B55	B700-30	B110	B1000-48	B1300-48	B1325-60	B1660-60
capacity	344 lbs (156 kg)	351 lbs (160 kg)	510 lbs (232 kg)	680 lbs (308 kg)	854 lbs (388 kg)	1,000 lbs (454 kg)	1,320 lbs (599 kg)	1,325 lbs (601 kg)	1,660 lbs (753 kg)
width	30 in (762 mm)	22 in (559 mm)	30 in (762 mm)	30 in (762 mm)	48 in (1,219 mm)	48 in (1,219 mm)	48 in (1,219 mm)	60 in (1,524 mm)	60 in (1,524 mm)
Kit for combining wider bins with smaller models	KBT19	KBT24	KBT19	Kit Not Required	KBT23	Kit Not Required	Kit Not Required	Kit Not Required	Kit Not Required

See Ice-O-Matic Price List for Adapter Kits to combine ice makers with most available ice/beverage dispensers.



MFI1506A90 shown atop of bin B42 (sold separately)

### Warranty

- Ice Maker: **3 years parts and labor**
- Compressor: **5 Years Parts**

### Options & Accessories

- B42

### Water Filter

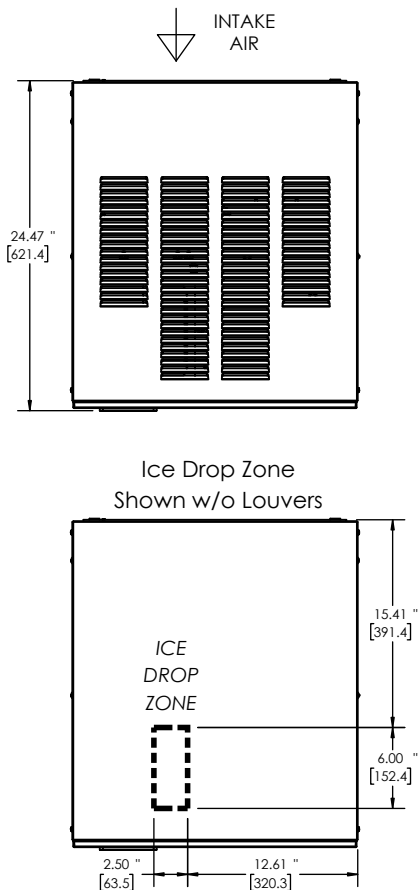
- Manifold System IFQ2 gets replacement filter IOMQ (2)

## FLAKE ICE MAKER

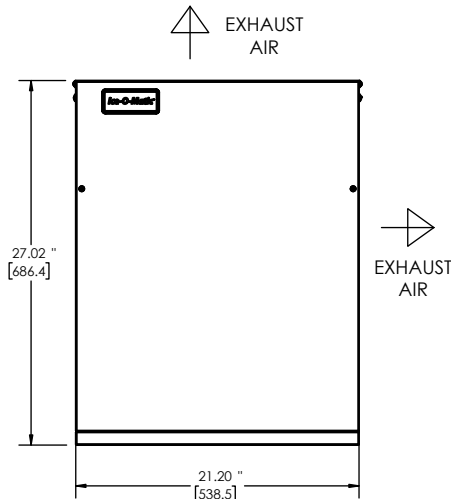
### MFI1506A90

Line drawing note: Numbers with quote symbol " are in inches. Numbers enclosed in [brackets] are in millimeters.

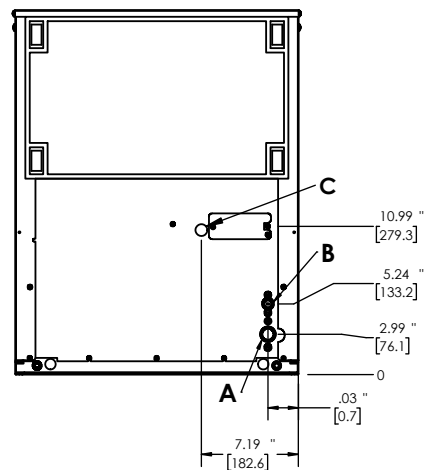
PLAN / TOP VIEW



ELEVATION / FRONT VIEW



UTILITIES / BACK VIEW



#### Air Cooled

- A. Ice Maker Drain, 3/4" FPT  
B. Ice Maker Potable Water Inlet, 3/8" FPT  
C. Electrical Connection,  $\varnothing$ .875" [22.2]

#### SPECIFICATIONS

Model	MFI1506A90
Condensing Type	Air
Voltage/Hertz/Phase	208-230/60/1
Min. Circuit Amp	13.9 A
Max Breaker Size	20 A
kWH per 100 lbs of ice at 70°F air / 50°F water	2.16
kWH per 100 lbs of ice at 90°F air / 70°F water	3.1
BTU (approx per hour)	15840
Number of Wires	3 (including ground)
Refrigerant	R290A
Refrigeration Charge	150 g

Ice Production per 24 hrs	
70° air / 50° water lbs (kg)	90° air / 70° water lbs (kg)
1377 (625)	1084 (492)

Water Usage gallons per 100 lbs of ice 90°F air / 70°F water	
Potable	Condenser
12	N/A

#### OPERATING REQUIREMENTS

	MINIMUM	MAXIMUM
Ambient Temp. Range Air	50°F (10°C)	100°F (38°C)
Water Temp	40°F (4°C)	100°F (38°C)
Water Pressure	20 PSIG (1.4 BAR)	80 PSIG (5.5 BAR)

#### DIMENSIONS

Unit Width	21 in.	533.4 mm
Unit Depth	24 in.	609.6 mm
Unit Height	27 in.	685.8 mm

Shipping Weight	219 lbs / 99.3 kg
Shipping Dimensions (in.)	27 (W) x 24 (D) x 32 (H)
Shipping Dimensions (mm)	685.8 (W) x 609.6 (D) x 812.8 (H)