



BEVERAGE-AIR®

Project: _____
Item: _____
Location: _____
Approved: _____

AIA#

SIS#

HORIZON TOP MOUNT REACH-IN

HRS3HC Solid Triple Door Reach-In Refrigerator

Hydrocarbon Series

MODEL:

HRS3HC-1S

HRS3HC TOP MOUNT REACH-IN REFRIGERATOR



7 Year Parts/Labor Warranty

7 Year Compressor Warranty

CABINET CONSTRUCTION

- Exterior is stainless steel front and continuous coil coated sides
- Stainless steel interior
- Full electronic
- One piece grille
- LED interior light
- Self-closing door with 120° stay-open feature, on cam-lift hinges
- Field reversible doors
- Door locks
- Snap-in magnetic gaskets for positive door seal
- Nine (9) heavy-duty epoxy coated wire shelves
- 6" Heavy-duty casters, two (2) with brakes
- 8' Cord and plug (see electrical data for details)

OPTIONS & ACCESSORIES

- Tray slide pair, 1 tray slide set for (1) 18" x 26" or (2) 14" x 18" pans (A)
- Stainless steel universal tray slide pair, 1 tray slide set for (1) 18" x 26" or (2) 14" x 18" pans (AC)
- Tray slide kit #4 (19 sets per half section)
- Additional shelves
- Shelf clips
- Stainless steel breaker
- 6" Legs seismic/flanged
- 3" Casters
- Remote option* (see note on back page)

REFRIGERATION SYSTEM

- Uses environmentally friendly, energy efficient R290 refrigerant, and meets all regulatory requirements for CARB, SNAP, DOE & more
- Hot gas condensate evaporator
- Adaptive defrost
- Epoxy coated evaporator coil
- Maintains product temperatures between 36°F and 38°F



Please verify qualifying units by visiting:
www.energystar.gov/cfs

3779 Champion Blvd., Winston-Salem, NC 27105
1-888-845-9800 Fax: 1-336-245-6453
Beverage-Air.com Sales@bevair.com



BEVERAGE-AIR®

MODEL	HRS3HC-1S
EXTERNAL DIMENSIONAL DATA	
Width Overall	78"
Depth Overall with Handles	33 7/8"
Height Overall with Casters	85"
Number of Doors	3
Depth with Door Open 90°	55 1/8"
Door Openings (in)	21 5/8" x 61 3/4"
INTERNAL DIMENSIONAL DATA	
NET Capacity (cubic ft.)	71.52
Internal Width Overall (in)	74"
Internal Depth Overall (in)	25 7/8"
Internal Height Overall (in)	62"
Number of Shelves	9
ELECTRICAL DATA	
Full Load Amperes **	6.0
Voltage	115/60/1
Nema Plug (8' cord)	5-15P
REFRIGERATION DATA	
Horsepower	1/3
Capacity (BTU/Hr)	2800
Heat Rejection (BTU/Hr)	4200
Charge (lbs/grams/ounces)	0.3307 / 150 / 5.30
SHIPPING DATA	
Gross Weight (crated lbs)	791 lbs
Height - Crated	88"
Width - Crated	80"
Depth - Crated	36"

*NOTE: Remote units are field wired and come with 6" legs.
Refrigerant must be specified at time of order.

We reserve the right to change specifications and product design without notice.
Such revisions do not entitle the buyer to corresponding changes, improvements,
additions or replacements for previously purchased equipment. Dimensional
tolerances +/- 1/4". Metric dimensions (MM).

ELECTRICAL CONNECTION



**115/60/1
NEMA 5-15P**

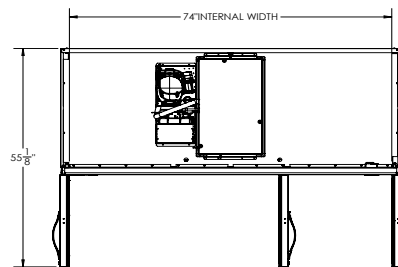
Unit pre-wired at
factory and include
8' long cord and
plug set.

** NOTE: Units that utilize variable speed compressor technology can experience
nuisance tripping on Class A GFCI outlets which have a trip limit of 4 to 6 mA. To
avoid this issue in a location that requires GFCI circuit protection, Beverage-Air
recommends using either an Eaton, SGF20, or HUBBELL Model Number GFRST83W
20A Heavy Duty Hospital Grade Self-Test GFCI Receptacle.

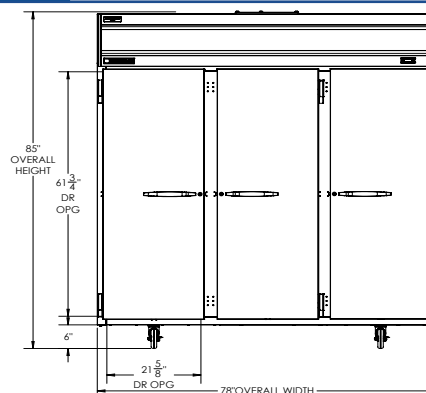
Top Mount Reach-In Refrigerator Model: HRS3HC-1S

Model Views

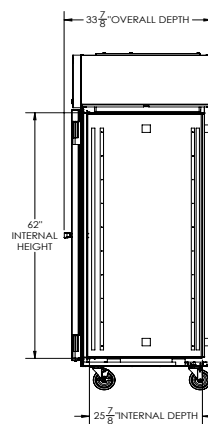
Required Clearance: Top 12", Rear 3", Sides 0"



PLAN VIEW



ELEVATION VIEW



SIDE VIEW

