



PRODUCT SPECIFICATIONS SHEETS SLIDING GLASS DOORS



VR-33-SD-HC

Height..... 78.00"
 Length 39.50"
 Depth 29.75"
 Cubic Ft. 33
 Liters 934
 Bottles (20 oz) 504
 Cans (12oz)..... 840



VR-45-SD-HC

Height..... 78.00"
 Length 51.00"
 Depth 29.75"
 Cubic Ft. 45
 Liters 1,274
 Bottles (20 oz) 560
 Cans (12oz) 1,260



VR-67-SD-2U

Height..... 78.00"
 Length 73.20"
 Depth 29.75"
 Cubic Ft. 67
 Liters 1,897
 Bottles (20 oz) 790
 Cans (12oz) 1,926

FEATURES

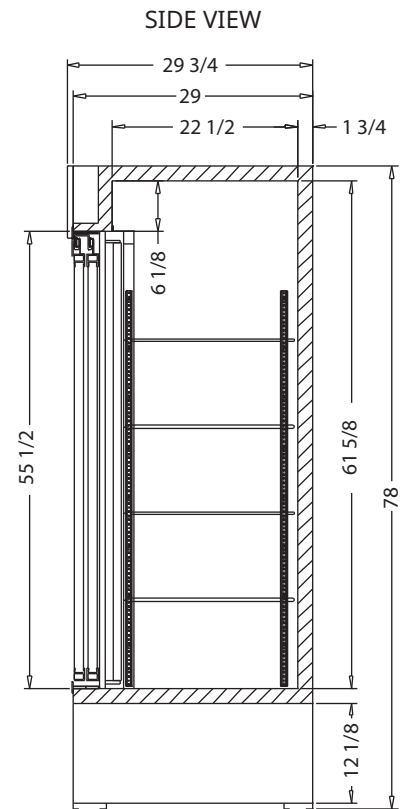
- Interior and exterior constructed of heavy duty white coated steel
- Polyurethane insulation with cyclopentane as blowing agent
- Stainless steel floors
- Illuminated top header sign
- New hanging door system with metallic rollers and magnetic seal featuring a stay open position
- Double pane glass door with Low-E protection
- Recessed door handle
- Heavy duty shelves with clips
- Forced air evaporator for rapid temperature "Pull Down"
- Energy efficient LED lighting
- UL Classified to ANSI/NSF 7



MODEL NO. NUMBER	DESCRIPTION	VOLTAGE	AMPS	TEMP	HP	EST. SHIP WEIGHT
VR-33-SD-HC	2 DOORS/8 SHELVES	115	7.9	32° F - 39° F	1/3	420#
VR-45-SD-HC	2 DOORS/8 SHELVES	115	11.8	32° F - 39° F	1/2	574#
VR-67-SD-2U	3 DOORS/12 SHELVES	115	13.3	32° F - 39° F	2 @ 1/3	766#

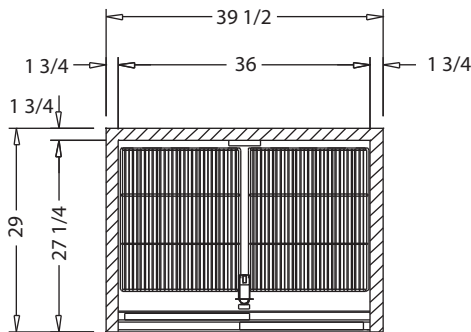
TECHNICAL DATA / SLIDING GLASS DOORS

MODEL #	VR-33-SD-HC	VR-45-SD-HC	VR-67-SD-2U
OUTSIDE DIMENSIONS			
DEPTH	29.75"	29.75"	29.75"
LENGTH	39.50"	51.00"	73.20"
HEIGHT	78.00"	78.00"	78.00"
DOOR SIZE	17.81" X 51.69"	23.56" X 51.69"	23.56" X 51.44"
DOOR TYPE	2 SLIDING	2 SLIDING	3 SLIDING
INSIDE DIMENSIONS			
DEPTH	22.50"	22.50"	22.50"
LENGTH	36"	47.25"	69.69"
HEIGHT	61.625"	61.625"	61.625"
SHELF SIZE	20.50" X 17.25"	20.50" X 23.00"	20.50" X 21.00"
# OF SHELVES	6	8	12
CAPACITY: CUBIC FOOT	33	45	67
SPECIFICATIONS			
OPERATING TEMPERATURE	32°F-39°F	32°F-39°F	32°F-39°F
COMPRESSOR SIZE HP	1/3	1/2	2 @ 1/3
VOLTAGE	115	115	115
AMPERAGE	7.9	11.8	13.3
CORD AND PLUG	YES	YES	YES
SHIPPING DIMENSIONS			
DEPTH	34.00"	34.00"	34.00"
LENGTH	44.00"	55"	78.00"
HEIGHT	85.00"	85.00"	85.00"
GROSS WEIGHT LBS.	420	574	766
CUBIC FEET	73	95	130

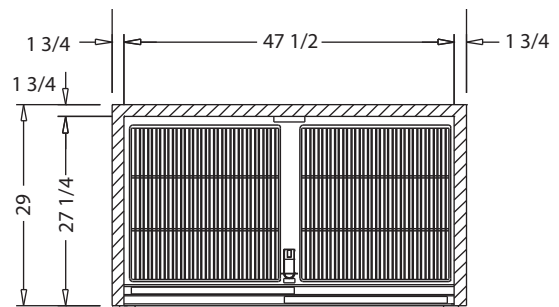


- Cases are designed to operate at 75°F and 55% relative humidity.
- Specification subject to change without notice.

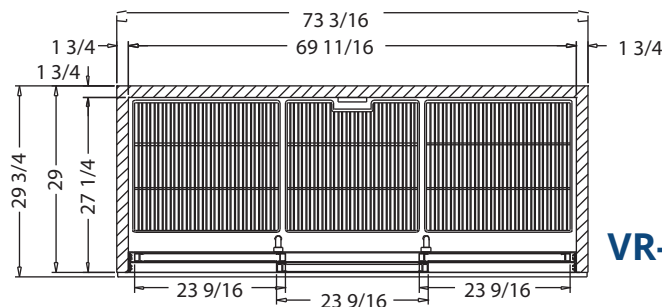
PLAN VIEWS



VR-33-SD-HC



VR-45-SD-HC



VR-67-SD-2U



A Division of HMC Enterprises LLC • 831 East Cayuga St • Philadelphia, PA 19124 USA

(215) 464-6800 • 1-800-344-8222 • Fax (215) 969-4890 • E-Mail: sales@howardmccray.com • www.howardmccray.com